



WMPC Network Performance Report

FISCAL YEAR 2020
QUARTER 1

Youth Entering Care

52

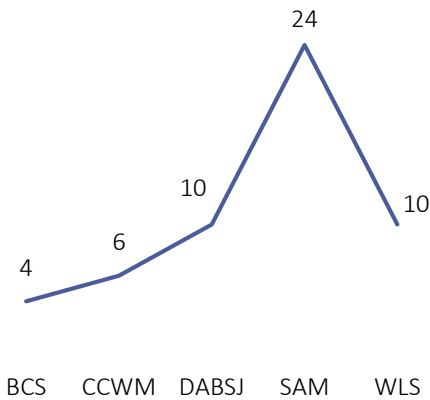
Youth Discharged

48

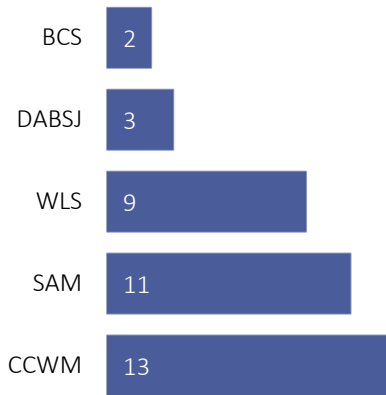
Total Youth in Care

896

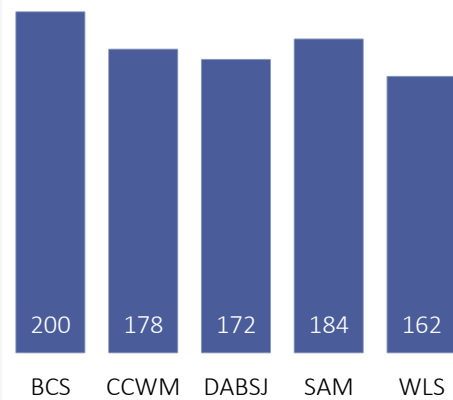
Entering Care by Agency



Discharged by Agency



In Care By Agency



Entering Care by Month

WMPC

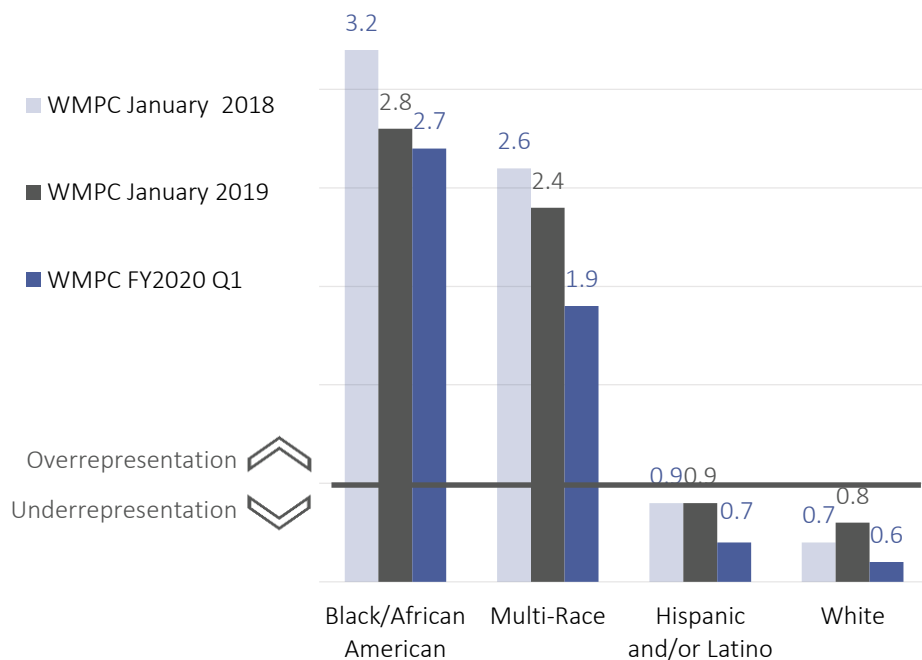
29

17

8

October November December

Racial Disproportionality



Youth in Care and Youth Discharged Source: Mindshare Active Child List, date range 10/1/2019-12/31/2019;

Youth Entering Care Source: Master Monthly Tracker, CPN Spreadsheet, updated 1/24/2020

Racial Disproportionality: Mindshare, Active Child List, date range 10/1/2019-12/31/2019; U.S. Census Bureau, 2013-2017 American Community Survey 5-Year Estimates

Permanency, Well-being, and Safety are three best interest principles that are areas of focus for the West Michigan Partnership for Children foster care network in Fiscal Year 2020. To monitor progress toward these principles, network contract measures, ISEP rules, and federal measures are outlined in this quarterly report.

PERMANENCY

Reunification

Community Placements

- ✓ Worker-Parent Contacts
 - ✓ Parent-Child Contacts
 - ✓ Worker-Supervisor Contacts
 - ✓ Worker-Child Contacts
 - ✗ Permanency in 12 Months for Children Entering Care
 - ✓ Permanency in 12-23 Months
 - ✓ Permanency in 24+ Months
 - ✓ Placement Stability
 - ✓ Re-entry to Care in 12 Months
 - ✗ Reduced Days in Care in Residential
 - ✓ Reduced Days in Care in Emergency Shelter
 - ✓ Reduced Percentage of Children First Placed in Shelter
- ✓ *Network compliance in Q1*
 - ✗ *Network incompliance*

WELL-BEING

Stability

Family Connections

Community Connections

- ✓ Increased In County Placements
- ✗ Community Placements
- ✗ Initial Medical Exams
- ✗ Yearly/Periodic Medical Exams
- ✗ Initial Dental Exams
- ✓ Yearly Dental Exams

SAFETY

Safety in Foster Care

- ✗ Initial Service Plans
- ✓ Updated Service Plans
- ✗ Plan Approval
- ✓ Increased Relative Placements
- ✓ Licensed Foster Homes
- ✗ Relative Licensing
- ✗ Maltreatment in Care

Worker-Child and Worker-Supervisor Contacts

Monitored Measures

WMPC Contract:

At least 82 percent of parents whose children have a permanency goal of reunification and are supervised by the Grantee, shall have face-to-face contact by the assigned caseworker in accordance with the guidelines in FOM by the end of FY22 with annual goals of 71 percent in FY20, 76 percent in FY21, and 82 percent in FY22.

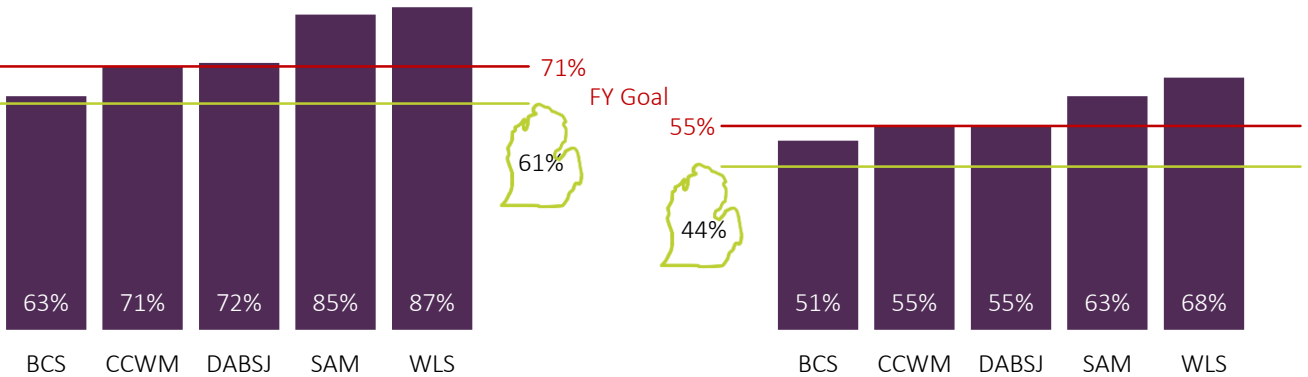
Case workers' timely, monthly face-to-face contacts with parents of children who have a permanency goal of reunification increase by 12% from the previous year OR at least 85% of the possible monthly face-to-face contacts occur within the time frame.

At least 65 percent of children supervised by the Grantee with a goal of reunification shall have visitation with their parent(s) in accordance with the guidelines in FOM 722-06I Policy by the end of FY22 with annual goals of 55 percent in FY20, 59 percent in FY21, and 65 percent in FY22.

Network Quarterly Performance

Worker-Parent – 73%

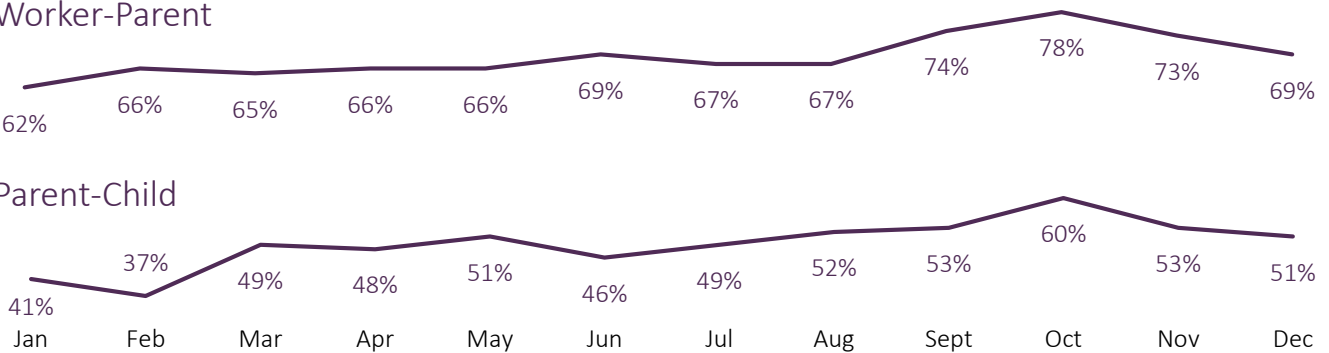
Parent Child – 54%



Network 12-Month Performance

Worker-Parent

Parent-Child



Worker-Child and Worker-Supervisor Contacts

Monitored Measures

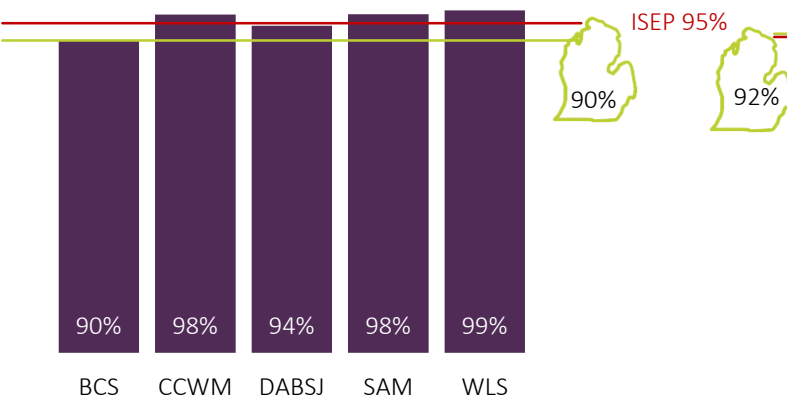
ISEP Standard:

At least 95% of children will be visited by their assigned worker.

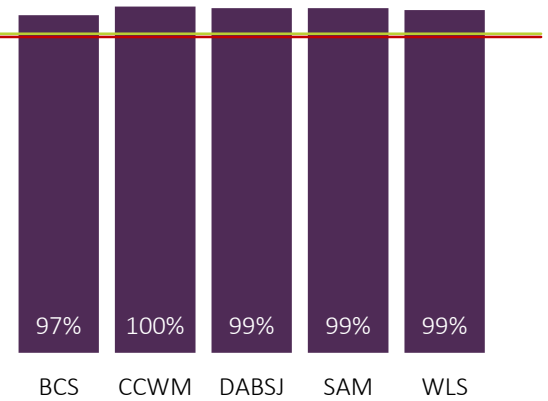
At least 95% of supervisors shall meet at least monthly with each assigned case worker to review the status and progress of each case on the worker's caseload.

Network Quarterly Performance

Worker-Child – 95%



Worker-Supervisor – 99%



Network 12-Month Performance

Worker-Child



Worker-Supervisor



Jan Feb Mar Apr May Jun Jul Aug Sept Oct Nov Dec

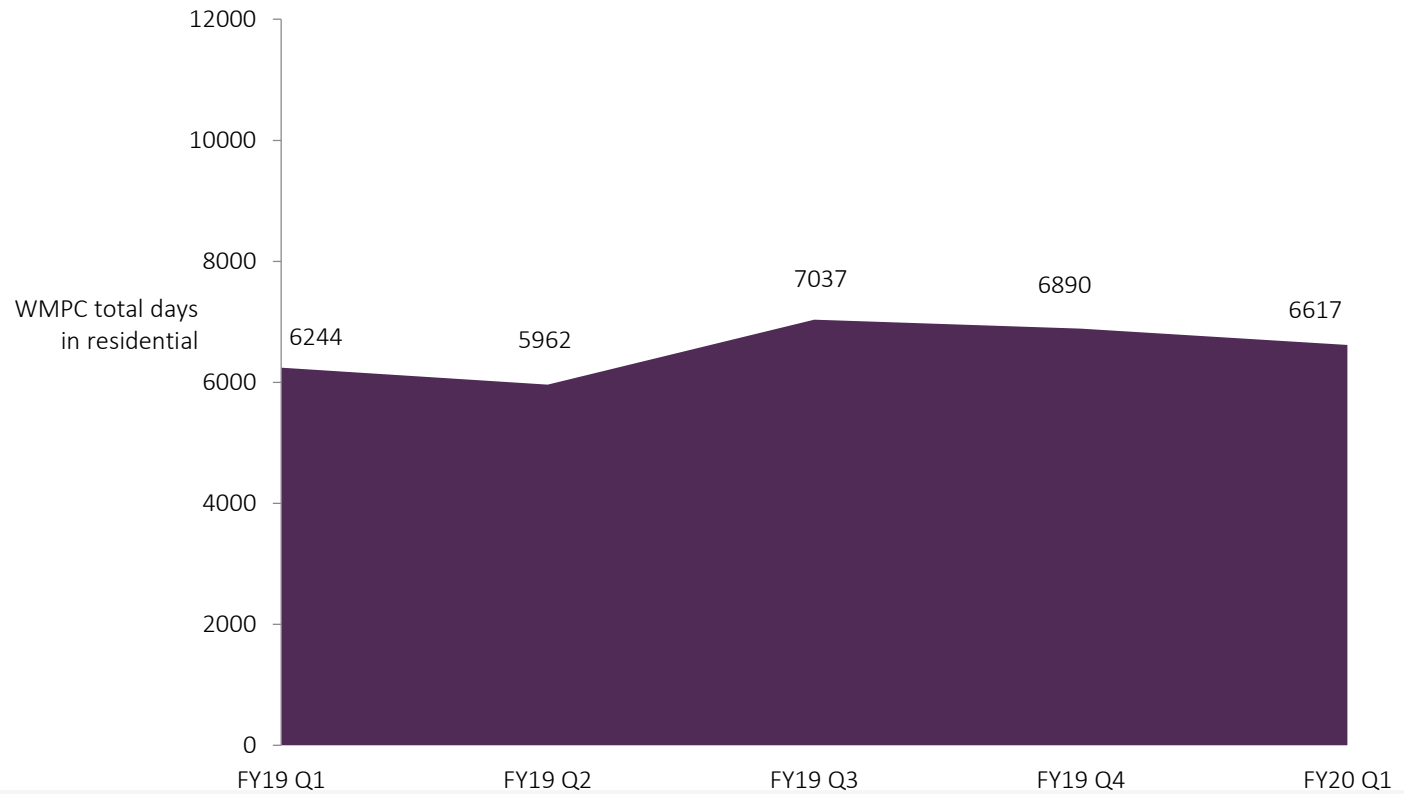
Monitored Measures

WMPC Contract:

The total number of days children placed in residential care will reduce by 8 percent in FY20.

Days in Residential Care Performance by Quarter

The number of days in residential placements was lower in FY20 Q1 than it was in the previous two quarters. The network also had a 4% decrease in residential days from FY19 Q4 to FY2020 Q1. Based on FY20 Q1, the network is forecasted to be slightly over the target of an 8% (24109 days) decrease in 2020.



Monitored Measures

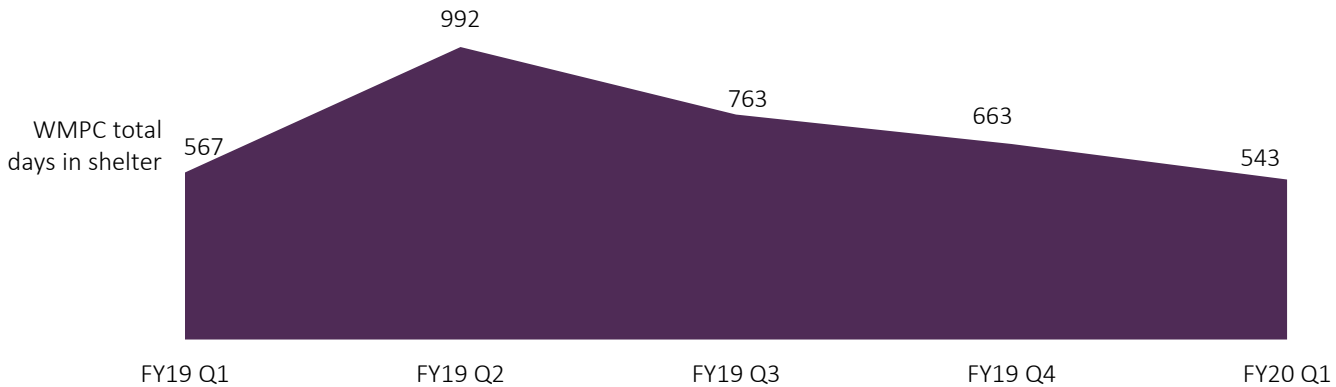
WMPC Contract:

The total number of days children placed in emergency shelter will reduce by 2 percent in FY20.

The percentage of children for whom shelter is their first placement will not exceed 25 percent by the end of FY20.

Days in Shelter Performance by Quarter

The network's number of days in shelter was lower in FY20 Q1 than it was in the previous four quarters. The network had an 18% decrease in shelter days from FY19 Q4 to FY20 Q1.



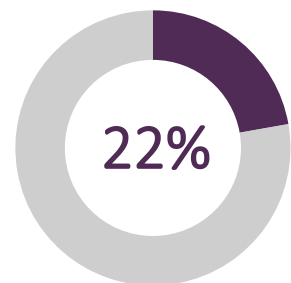
First Placement Shelter Performance by Agency

Shelter was the first placement for 4 of the 18 children placed in shelter in Q1.



Network First Placement Shelter Performance

With just 4 of 18 youth in shelter as their first placement, the network as a whole reached the goal for the quarter.



Permanency in 12 Months, 12-23 Months, and 24+ Months

Monitored Measures

WMPC Contract

At least 24 percent of children shall achieve permanency within 12 months for children entering foster care, as defined in the CFSR, in FY20. The national standard is 40.5 percent, and higher is better for this measure.

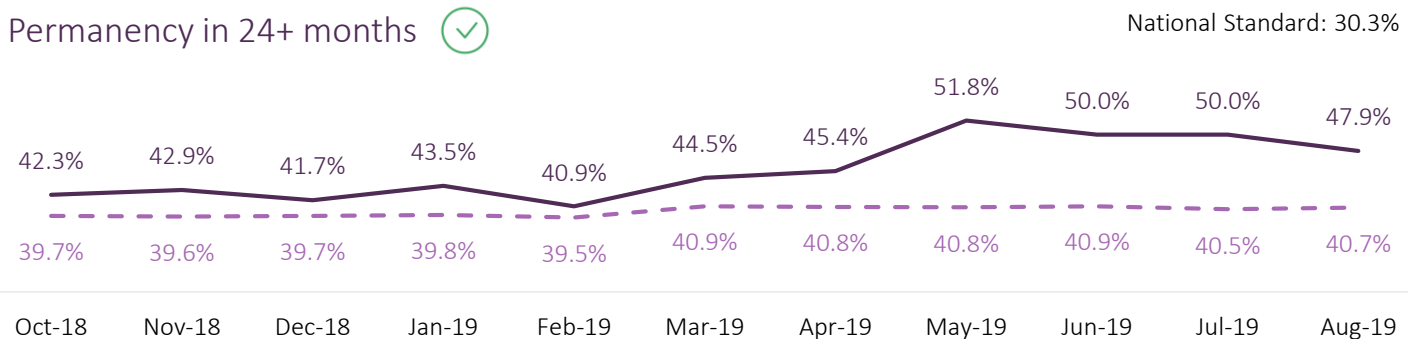
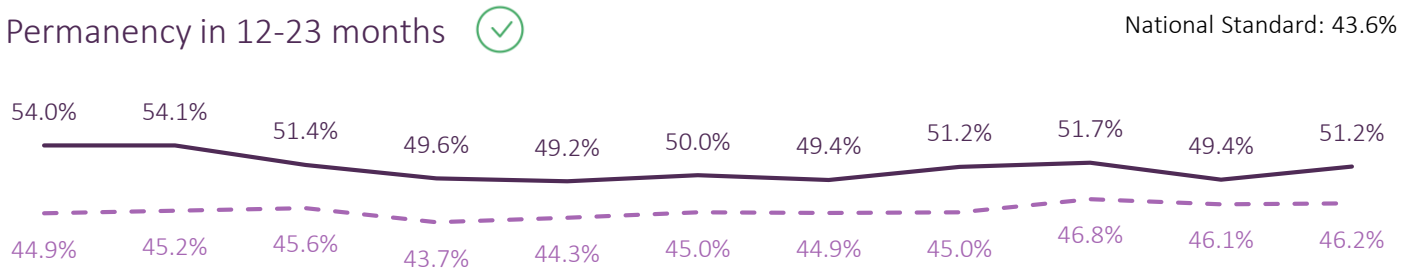
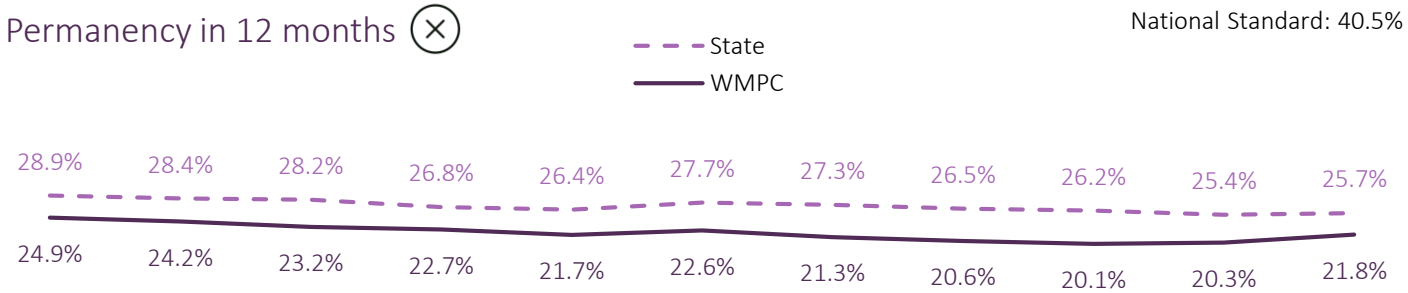
Performance Outcome Measures

Permanency in 12 months for children in care 12-23 months

Of all children in care on the first day of a 12- month period who had been in care continuously between 12 and 23 months, what percent discharged to permanency within 12 months of the first day? The national standard is 43.6%, and higher is better for this measure.

Permanency in 12 months for children in care 24 months or more

Of all children in care on the first day of a 12- month period, who had been in care continuously for 24 months or more, what percent discharged to permanency within 12 months of the first day? The national standard is 30.3%, and higher is better for this measure.



Monitored Measures

Federal Performance Outcomes Measures

Placement Stability

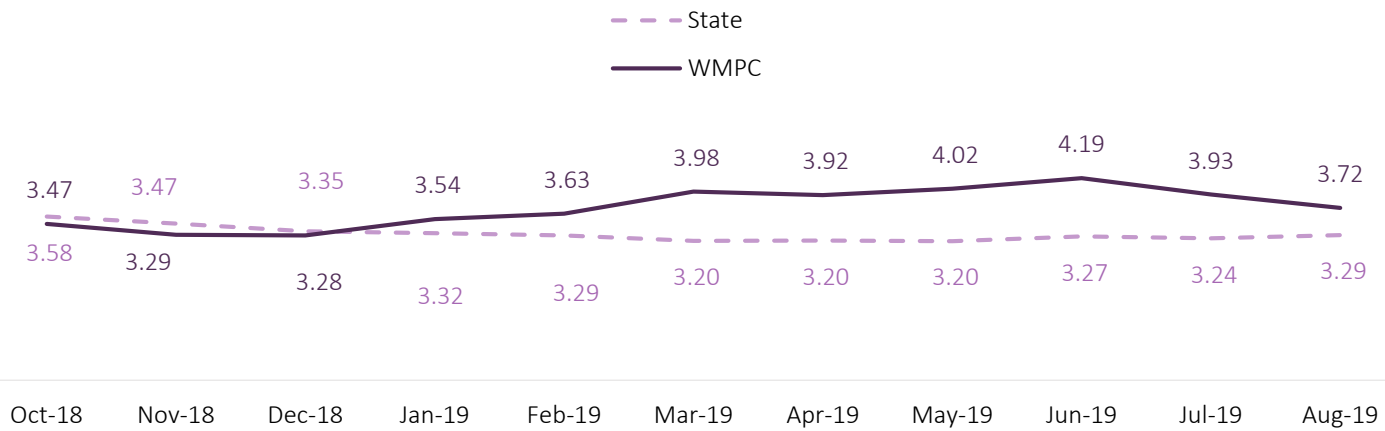
Of all children who enter care in a 12- month period, what is the rate of placement moves, per 1,000 days of foster care? The national standard is 4.12, and lower is better for this measure.

Re-entry to Foster Care in 12 Months

Of all children who enter care in a 12- month period, who discharged within 12 months to reunification, live with relative, or guardianship, what percent re-entered care within 12 months of their discharge? The national standard is 8.3%, and lower is better for this measure.

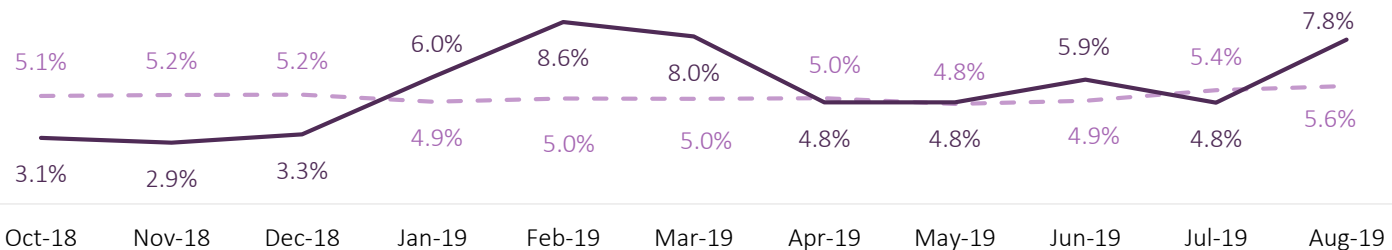
Placement Stability

National Standard: 4.12



Re-entry to Foster Care in 12 Months

National Standard: 8.3%



In County Placements and Community Placements

Monitored Measures

WMPC Contract

Increased In County Placements

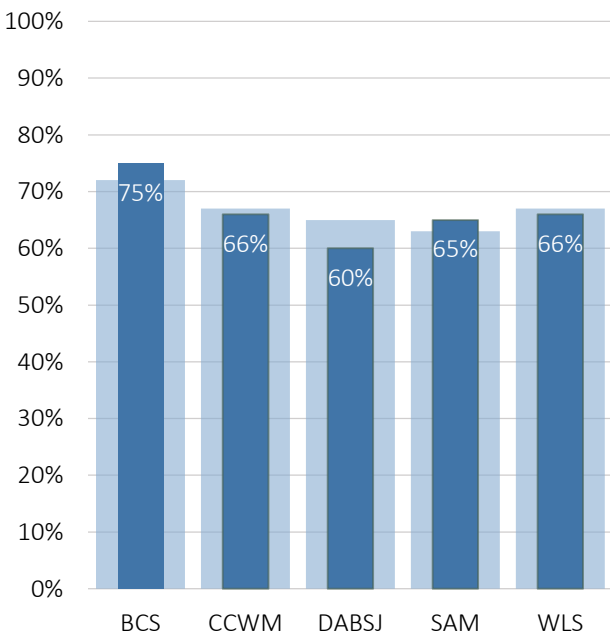
Of all placements supervised through the Grantee, 72 percent of placements will occur in Kent County by the end of FY22, with annual increases of 2 percent in FY20, 2 percent in FY21, and 2 percent in FY22.

Community Placements

The percentage of days WMPC network children placed in community-based foster care in the most family-like setting increases by 3% from the previous year OR the percentage of days WMPC network children placed in community-based foster care in the most family-like setting will meet or exceed **94%**..

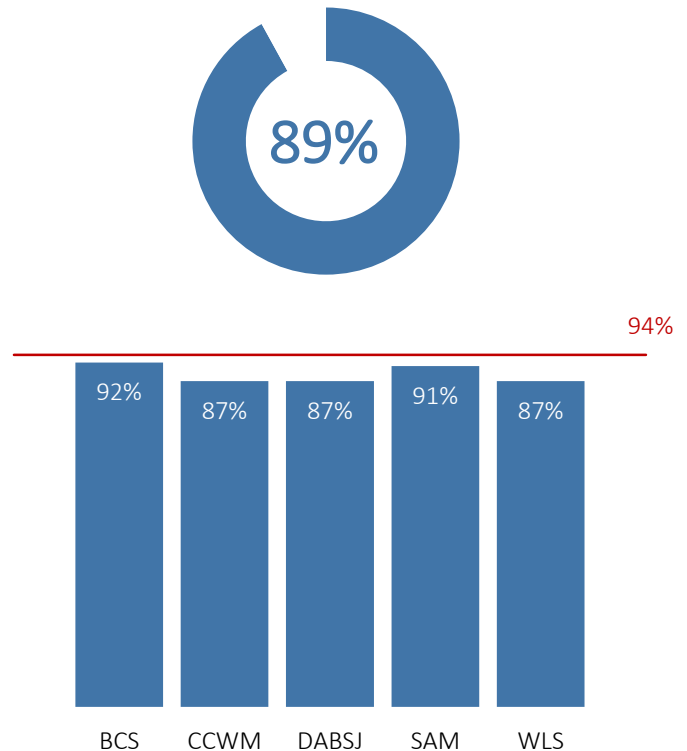
In County Placements – 66%

This measure excludes relative placements. The network average is 66%, which is a 1% decrease from FY19 performance.



Community Placements

The network missed the benchmark by 5% in quarter 1. However, the network improved just over 1% from performance in FY19.



Monitored Measures

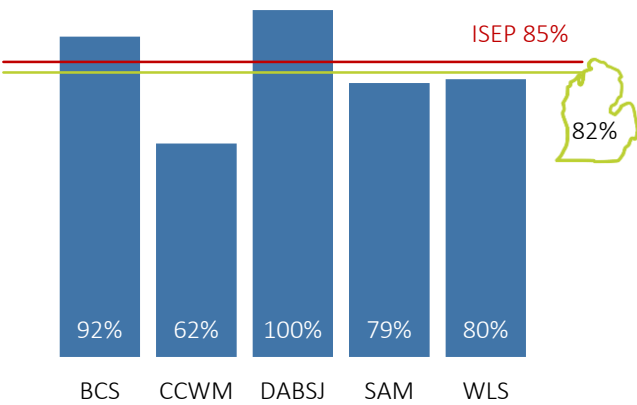
ISEP Standard:

At least 85% of children will have an initial medical examination within 30 days of removal.

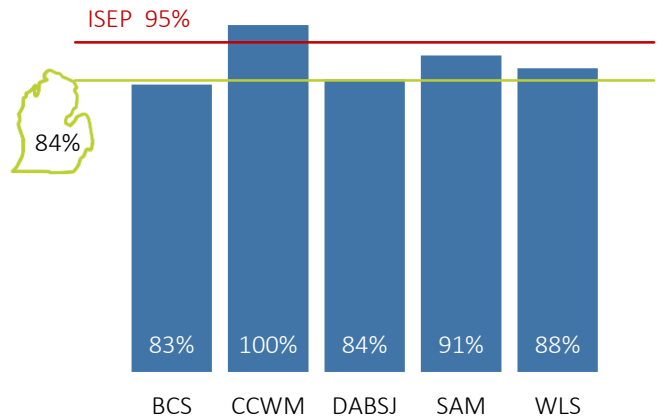
Following an initial medical examination, at least 95% of children shall receive periodic medical examinations and screenings according to the guidelines set forth by the American Academy of Pediatrics.

Network Quarterly Performance

Initial Medical Exams – 81%

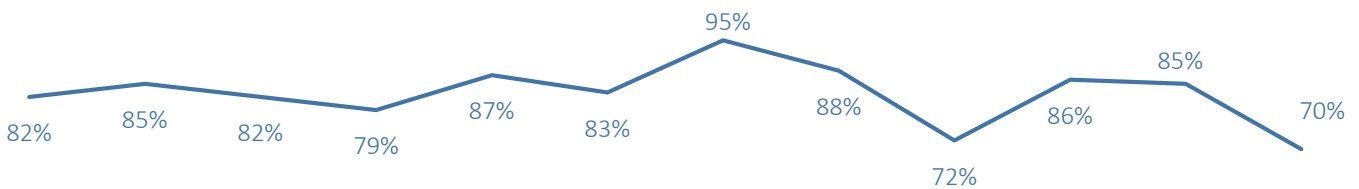


Periodic Medical Exams – 88%

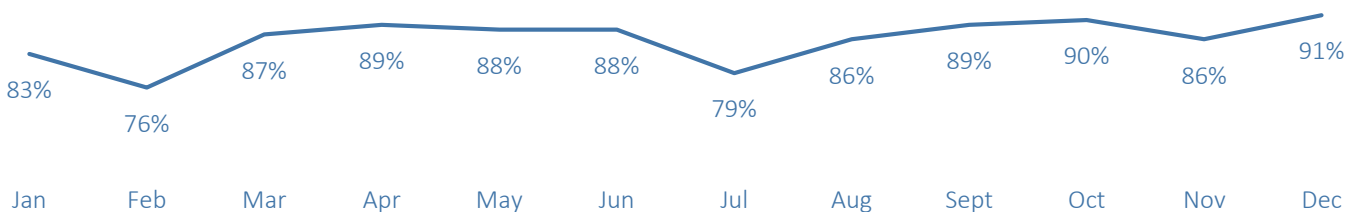


Network 12-Month Performance

Initial Medical Exams



Periodic Medical Exams



Monitored Measures

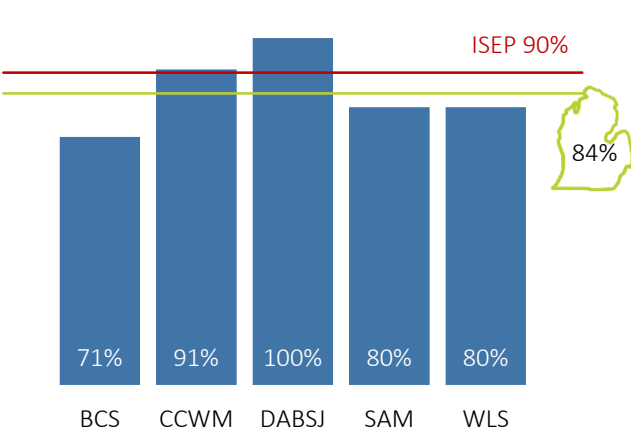
ISEP Standard:

At least 90% of children shall have an initial dental examination within 90 days of removal unless the child has had an exam within six months prior to placement or the child is less than four years of age.

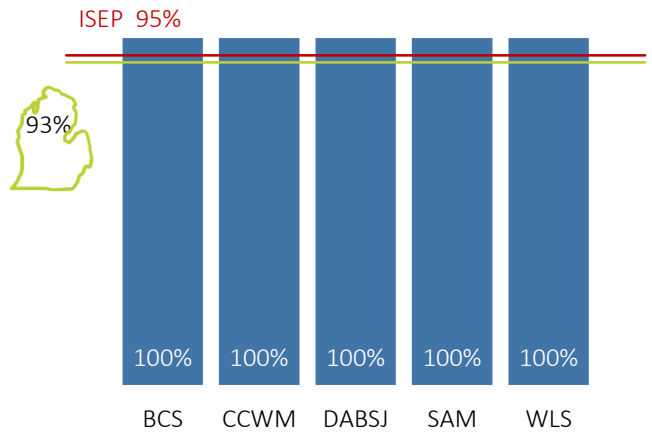
At least 95% of applicable children shall have a dental examination at least every 12 month period.

Network Quarterly Performance

Initial Dental Exams – 84%

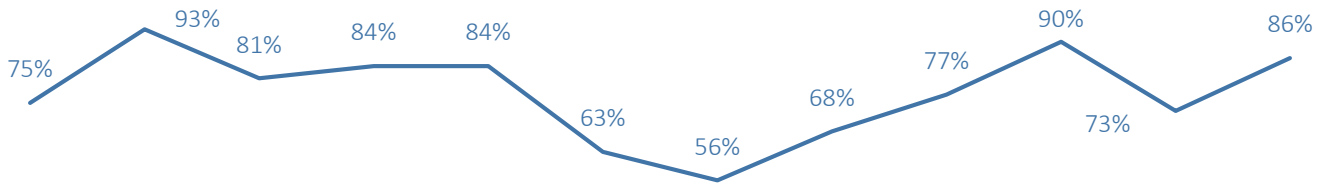


Yearly Dental Exams – 100%

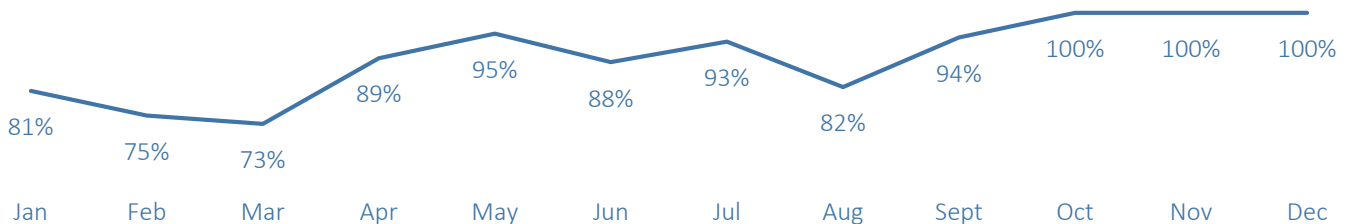


Network 12-Month Performance

Initial Dental Exams



Yearly Dental Exams



Initial Service Plans, Updated Service Plans, and Plan Approvals

Monitored Measures

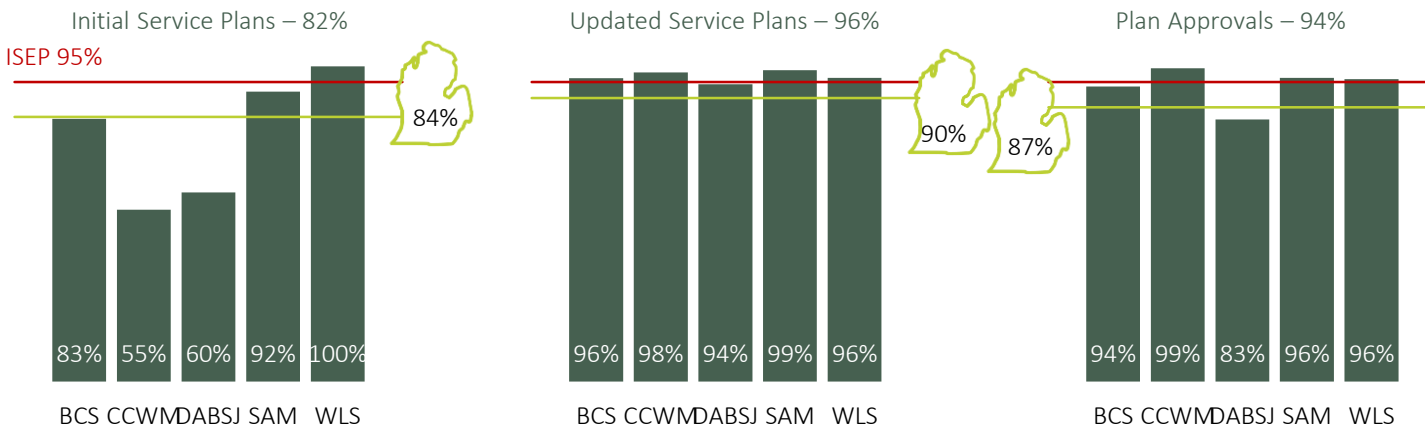
ISEP Standard:

At least 95% of children shall have an initial service plan completed within 30 days of entry into foster care and quarterly thereafter.

At least 95% of children shall have a service plan updated quarterly.

At least 95% of children shall have a case service plan approved within 14 days of case worker submission to the supervisor for review.

Network Quarterly Performance



Network 12-Month Performance


Initial Service Plans



Updated Service Plans



Plan Approvals



Jan Feb Mar Apr May Jun Jul Aug Sept Oct Nov Dec

Relative Placements, Relative Licensing, Licensed Foster Homes

Monitored Measures

WMPC Contract

Relative Placements

The percentage of days children placed in relative care increases by **6%** from the previous year OR at least **35%** of all children served by the WMPC network are in relative care each year.

Relative Licensing

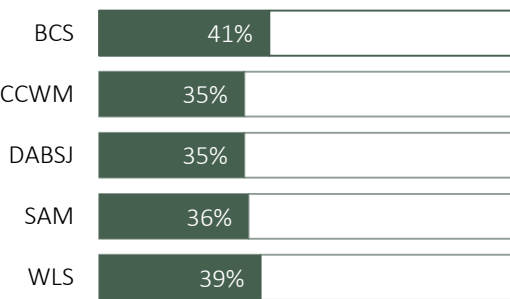
Relatives successfully completing the licensing process will increase by 10 percent in FY20.

Licensed Foster Homes

The WMPC network will license the number of foster homes required to meet or exceed their benchmark for total number of licensed homes as determined by the Kent County AFPRR licensing calculator.

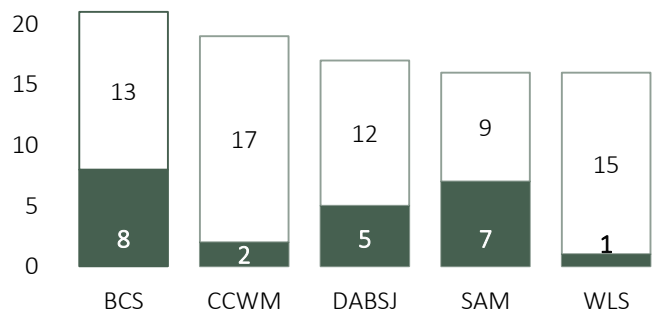
Relative Placements

In Q1, every agency met or exceeded the target of 35%.




Licensed Foster Homes

Based on Q1 performance, three of the agencies are on target to meet their licensing targets for FY20.



Relative Licensing

The number relative licensed homes has decreased over the last several quarters.



Monitored Measures

Performance Outcome Measures

Of all children in care during a 12-month period, the rate of maltreatment in care shall not exceed 8.5, as defined in the federal Child and Family Service Review, Round 3 (CFSR).

WMPC Performance

