



# WMPAC Network Contract Performance Outcomes

# WMPC Quarterly Performance Report



## Addressing Safety, Permanency, and Well-being for Children in Foster Care in Kent County

West Michigan Partnership for Children (WMPC) is a nonprofit organization in Kent County that is facilitating a performance-based funding model through a contract with the Michigan Department of Health and Human Services (MDHHS). The performance-based funding model is intended to improve outcomes for children and families; allow for the effective allocation of resources to promote local service innovation; create service efficiencies; and incentivize service providing agencies to be accountable for achieving performance standards. This report outlines performance measures that indicate how the WMPC network is achieving the intended outcomes.

Safety, Permanency, and Well-being are the three goals of the Federal Child and Family Services Review (CFSR) and are best interest principles for the West Michigan Partnership for Children foster care network. To oversee progress toward these principles, WMPC monitors over 30 measures governed by three primary entities; Modified Implementation, Sustainability, and Exit Plan (MISEP) Key Performance Indicators (KPIs), Federal Child and Family Service Review (CFSR) Performance Outcome Measures, and WMPC Network Contract Measures. All of these measures are outlined in this report.

### MISEP Key Performance Indicators

Children's Rights, the State of Michigan, and the MDHHS have worked together since 2006 as an effort to reform Michigan's child welfare system. The initial Implementation, Sustainability, and Exit Plan (ISEP) was originally submitted in 2008 and in 2019 the MISEP was submitted to continue in its place. The KPIs outlined in the MISEP establish benchmarks and standards for measures that address children's safety, permanency, and well-being while in care. Several benchmarks were revised to include incremental yearly increases, which was more realistic given Kent County and statewide historical performance. Along with these additions and adjustments, WMPC continues to be held accountable for all the state Key Performance Indicators.

### Federal Performance Outcome Measures

These measures correspond with the Children's Bureau data measures outlined in the Child and Family Service Reviews (CFSRs), or reviews of state's child welfare systems, to see progress toward federal standards and engage systems in improving families' experiences. WMPC receives County and consortium data measures aligned with CFSRs. Similarly to MISEP, permanency benchmarks were revised to include incremental yearly increases. WMPC continues to be held accountable for all Federal Child and Family Services Review data measures.

### WMPC Network Contract Measures

The WMPC network has implemented additional performance measures. These measures are centered around the impact foster care has on children and families and are related to residential and shelter utilization, increasing community, in-county, and relative placements, and licensing more relative and non-relative foster homes.

### FY24 Contract Performance Measures

Contract includes the following thirteen measures: 1. Well-being: (a) Medical-Initial, (b) Medical-Periodic, (c) Dental-Initial, (d) Dental-Yearly, 2. Permanency: (a) Worker-Parent Visit, (b) Parent-Child Visit, (c) Return Home Visit, (d) Sibling Visit, (e) Permanency within 12 Months for Children Entering Care, 3. Safety: (a). Licensed Unrelated Foster Homes, (b). Relative Placements, (c) Initial Service Plan Timely Completion, (d) Service Plan Approval and (e) Licensed Relative Homes.

# WMPC Quarterly Performance Report



Total Children in Care

**451**

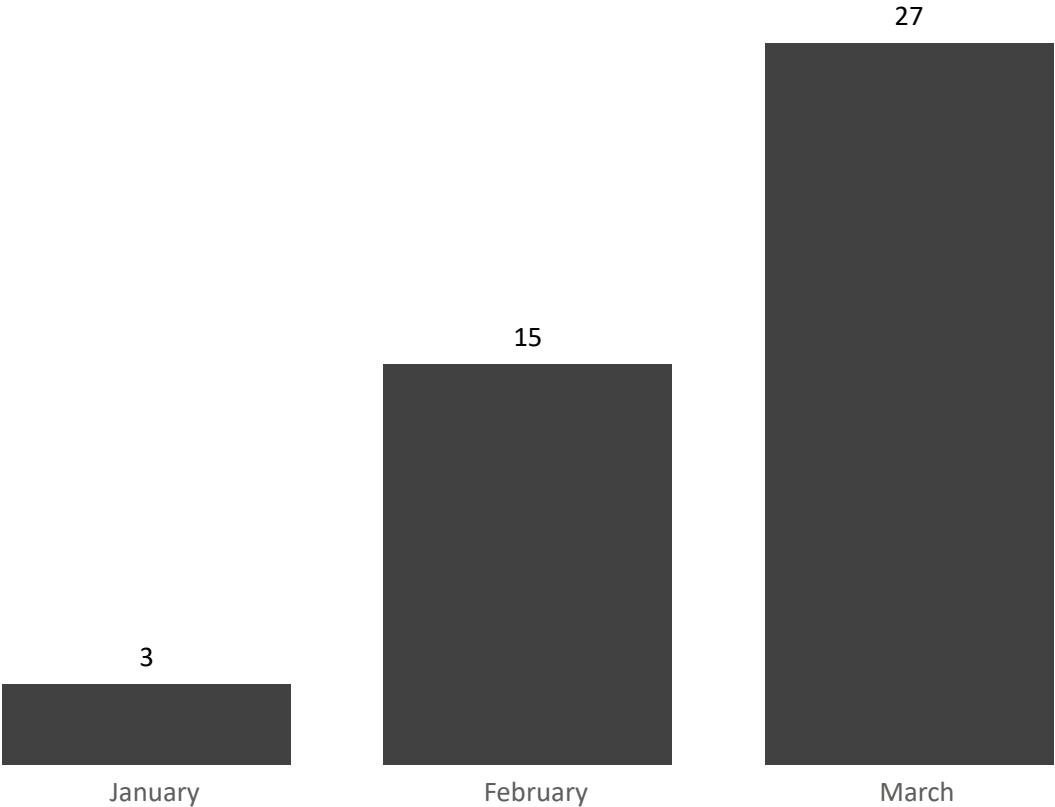
Children Exiting Care

**60**

Children Entering Care

**45**

## Children Entering Care By Month



# WMPC Quarterly Performance Report

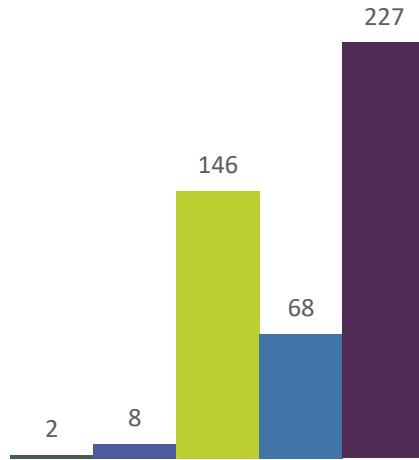
## Race and Children in Foster Care



### Children in Care

In FY2024 Q2, there were more White children in care than any other race. This was followed by Black/African American.

● American Indian/Alaskan Native ● Asian ● Black/African American ● Multi-racial ● White



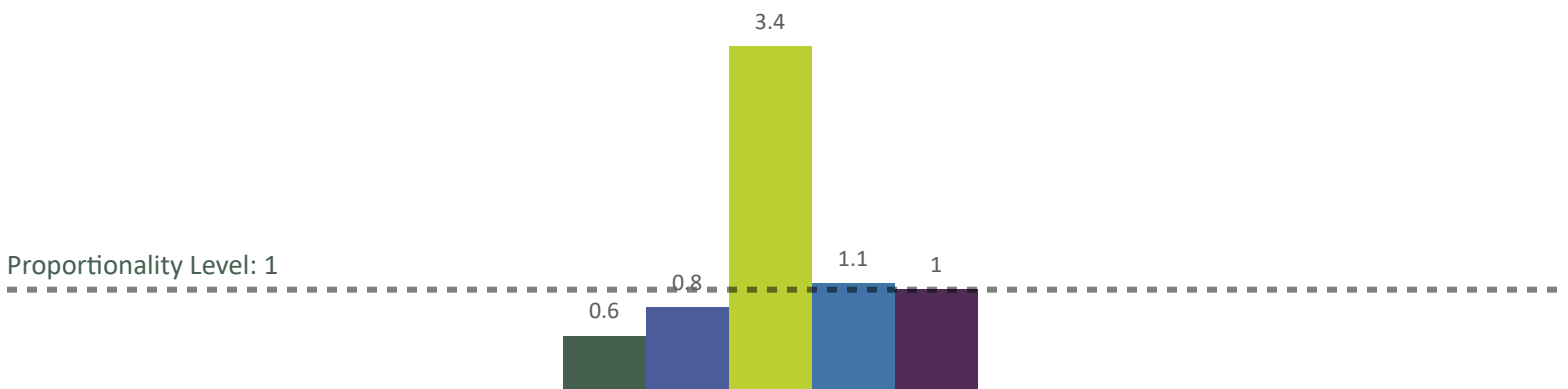
### Racial Disproportionality

We used **Relative Rate Index (RRI)** to determine underrepresentation or over representation of a racial or ethnic group. RRI provides a comparison of each racial or ethnic group to a reference group. In this case, the reference group is White children since they are the majority group in Kent population of Children. To calculate RRI, we used the population demographics of Children in Kent County of ages (0-18) from US Population Census. **An RRI of 3 for some race implies that the race is 3 times more likely than White children to be in care.**

### Racial Disproportionality: Children in Care

In FY2024 Q2, Black/African American children were the most over represented race in care at WMPC. Black/African American children entered into WMPC network care 3.4 times than White children.

● American Indian/Alaskan Native ● Asian ● Black/African American ● Multi-racial ● White



Source: WMPC Foster Care Population: Mindshare Active Child List, FY2024 Q2, accessed 4/2024

# WMPC Quarterly Performance Report

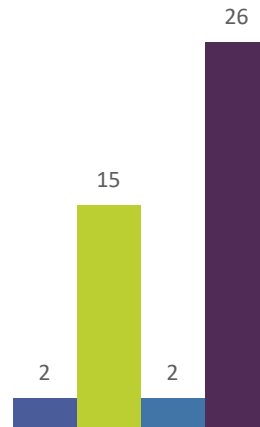
## Race and Children in Foster Care Intakes and Exits



### Children Entering Foster Care

45

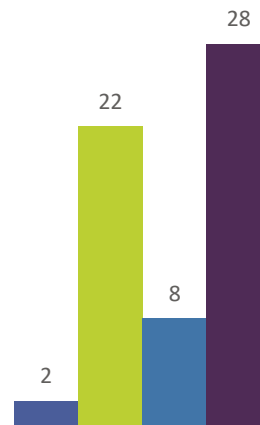
● American Indian/Alaskan Native ● Asian ● Black/African American ● Multi-racial ● White



### Children Exiting Foster Care

60

● American Indian/Alaskan Native ● Asian ● Black/African American ● Multi-racial ● White



FY2024 Q2

Source: WMPC Foster Care Population: Mindshare Active Child List FY24Q2, accessed 4/2024

# WMPC Quarterly Performance Report

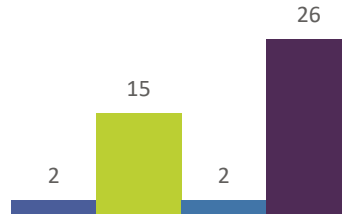
## Race and Children in Foster Care Intakes and Exits



### Entries in Care

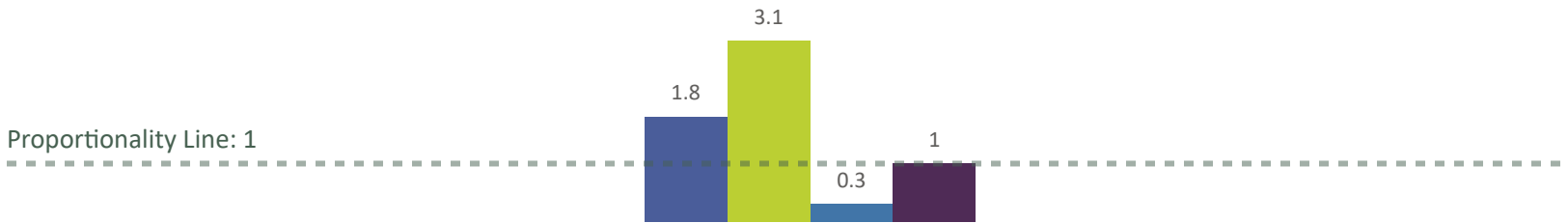
In FY2024 Q2, 58% of children entering care at WMPC were White. This was followed by Black/African American children at 33%.

● American Indian/Alaskan Native ● Asian ● Black/African American ● Multi-racial ● White



### Relative Rate Index of Entries

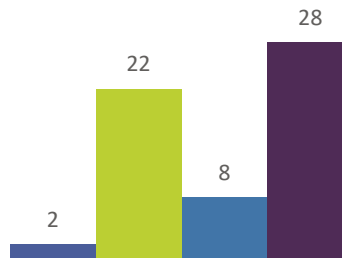
In FY2024 Q2, Black/African American children were the most over represented race for children entering care at WMPC. Black/African American children entered into WMPC network 3.1 times than White children.



### Exiting Care

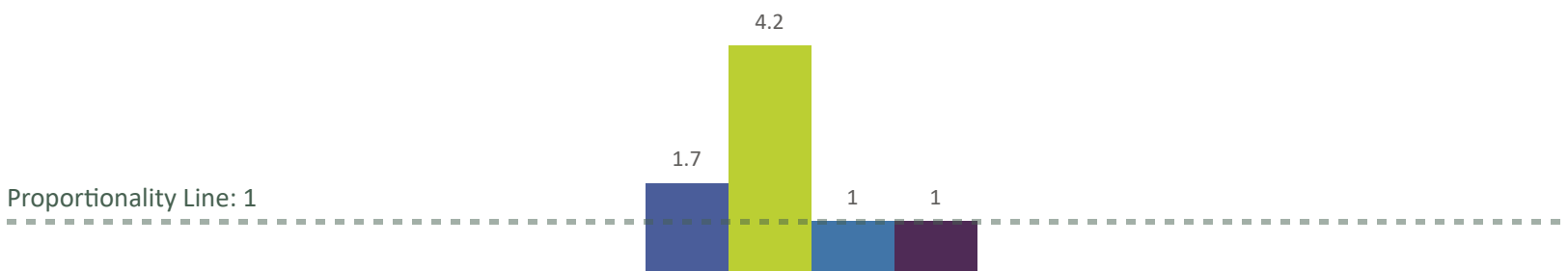
In FY2024 Q2, 47% of children exiting care at WMPC were White. This was followed by Black/African American children who represented 37% of those exiting.

● American Indian/Alaskan Native ● Asian ● Black/African American ● Multi-racial ● White



### Relative Rate Index of Exits

Although, Black/African American children were the most over represented race for children entering care at WMPC in FY2024 Q2, they exited WMPC network at least 4 times than White children.



# WMPC Quarterly Performance Report

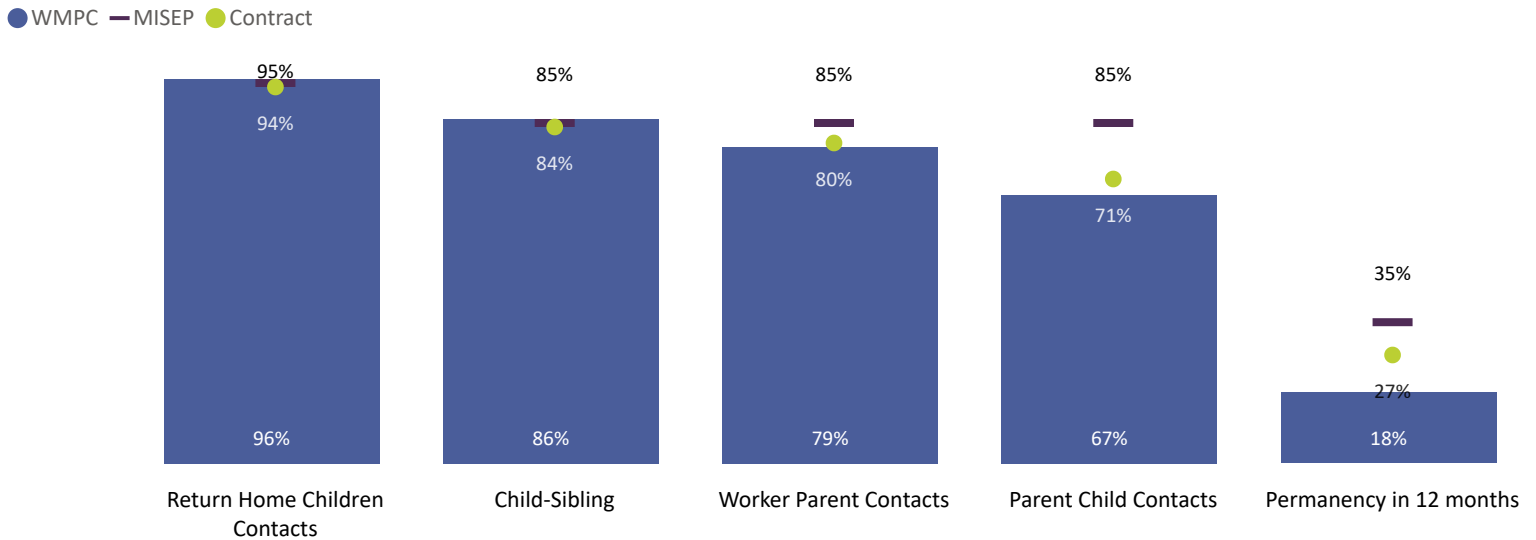


## Contract Key Performance Indicators

The WMPC Network met contractual requirement for five of thirteen measures. These include: Return Home-Children Contacts, Child-Sibling, Initial Medical Exams, Initial Dental Exams and Children in Licensed Relative Providers. In addition, WMPC outperformed State averages in 10 of 12 measures. Furthermore, WMPC met or exceeded MISEP measures for four of twelve.

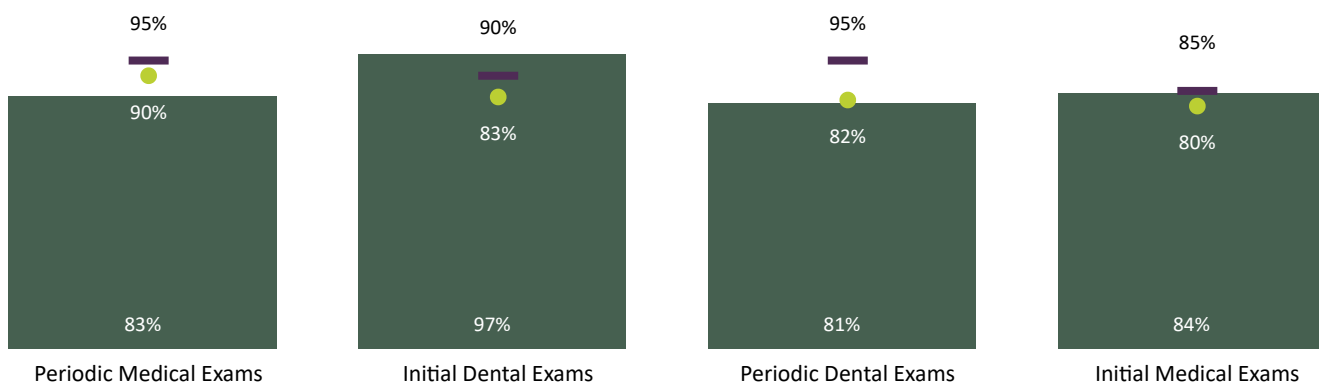
## Permanency Performance Outcome Measures

The WMPC Network met the contract requirement for two of the five Permanency measures. These are Return Home Children Contacts and Child-Sibling. This performance is consistent with that of FY2024 Q1.



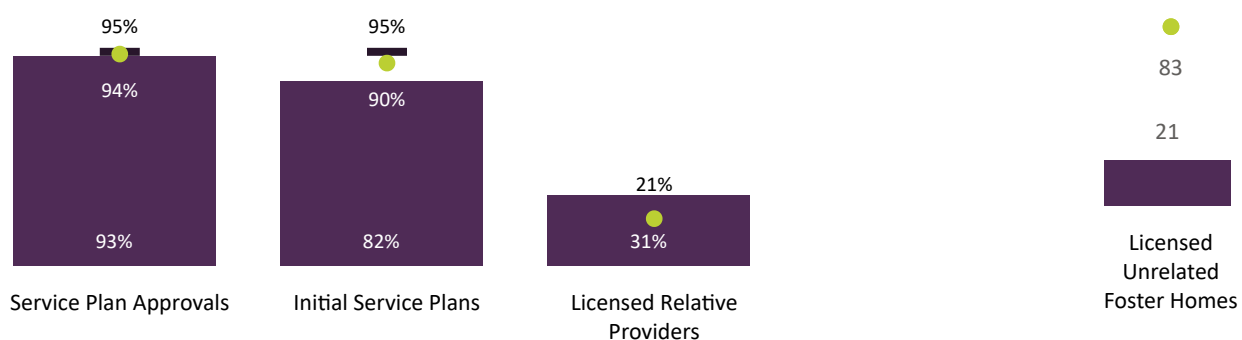
## Well-being Performance Outcome Measures

The WMPC Network met the contract requirement for two of the four Well-being measures. These include: Initial Dental Exams and Initial Medical Exams. This performance is also consistent with that of FY2024 Q1.



## Safety Performance Outcome Measures

The network exceeded contractual requirement for Children in Licensed Relative Providers. This represents one of four Safety measures. The contract benchmark for Licensed Unrelated Foster Homes is annual.



# WMPC Quarterly Performance Report



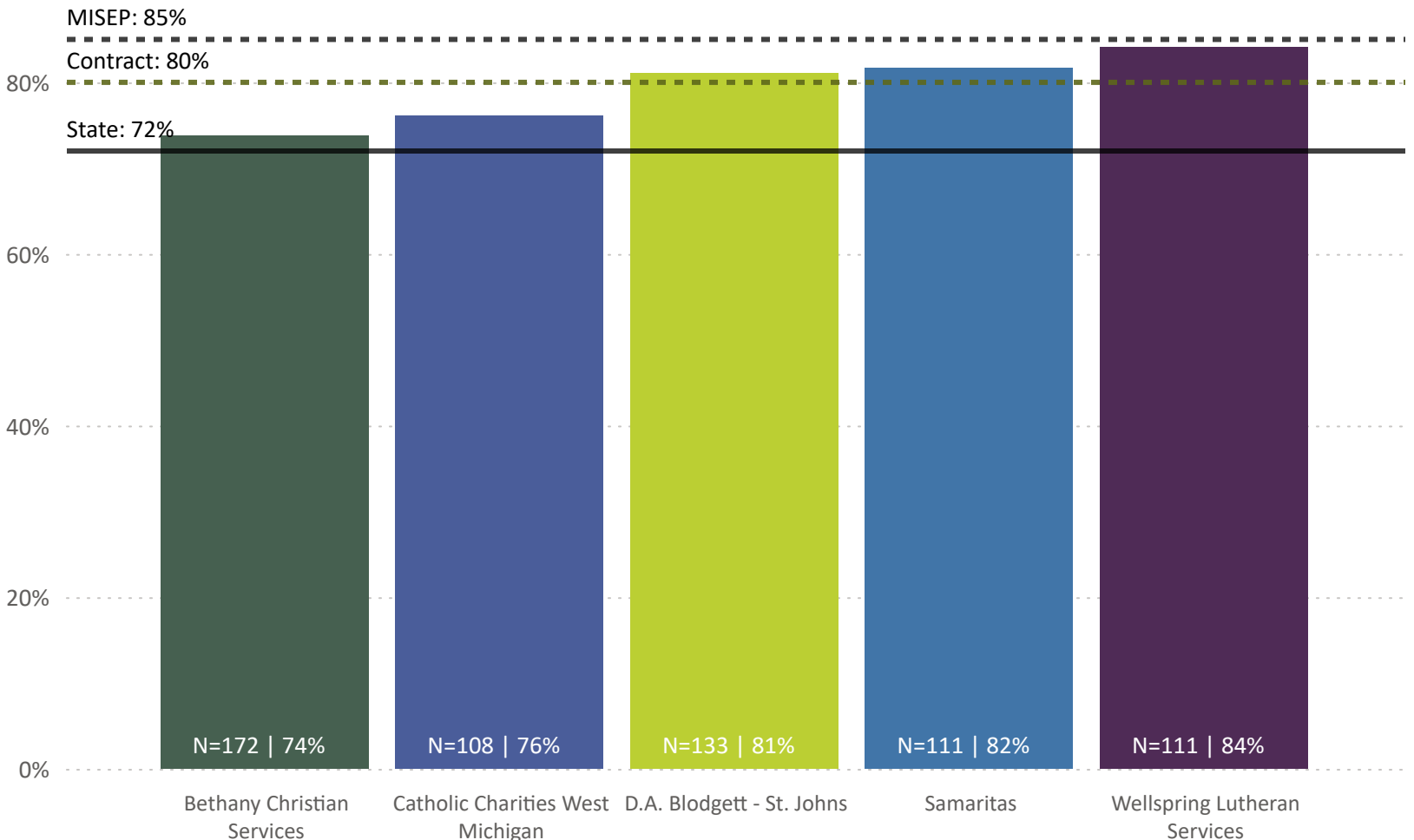
## Worker-Parent Contacts

**MISEP | Measure Definition:** At least 85% of parents whose children have a permanency goal of reunification shall have face-to-face contact by the assigned caseworker in accordance with the guidelines in FOM 722-06H, which states the caseworker must have at least two face-to-face contacts with the legal parent or guardian, with at least one contact occurring at the parent or guardian's home or living environment, during the first month following initial out-of-home placement. In subsequent months the caseworker must have face-to-face contact with the legal parent or guardian at least once per calendar month. At least one contact each quarter must occur in the parent's residence.

**WMPC Contract Amendment | Measure Definition:** At least 80% of parents whose children have a permanency goal of reunification and are supervised by the Service Provider, shall have face-to-face contact by the assigned caseworker in accordance with the guidelines in FOM 722-06H by the end of FY2024 with annual goals 75% in FY2023 and 71% in FY2022.

## Quarter 2 Performance

Seventy nine percent of parents for the network were visited in accordance with MISEP contract requirements. WMPC did not meet Contract benchmark of 80% but exceeded State average of 72%. All Agencies exceeded State average. FY24 Q2 performance of 79% is better than FY2024 Q1 of 76%.



FY2024 Q2

Source: MiSACWIS Infoview KC-2006 CFC Social Work Contacts Timeliness by Agency, Accessed 4/2024;  
State Performance: CSA Monthly Management Report, April 2024, Prior 3 Months



# WMPC Quarterly Performance Report



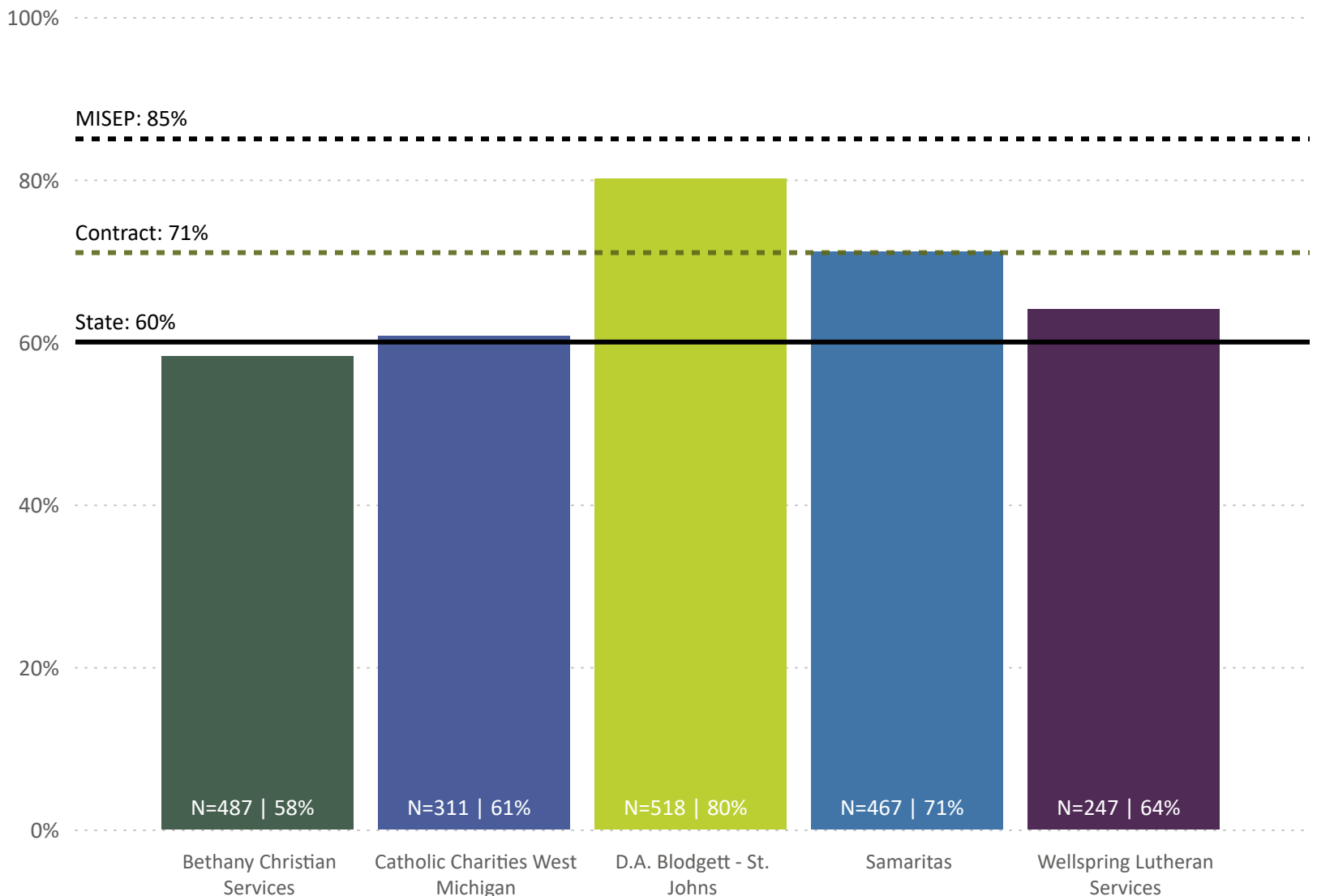
## Parent-Child Contacts

**MISEP | Measure Definition:** No fewer than 85% of children with a goal of reunification shall have visitation with their parent(s) in accordance with Children's Foster Care Manual (FOM) 722-06I Policy. Parenting time is determined by the age of the youngest child of the sibling group in care at the time of removal. If the youngest child entered care between 0-5 years old, parenting time must occur twice per week. If the youngest sibling entered care at 6 years or older, parenting time must occur weekly.

**WMPC Contract Amendment | Measure Definition:** At least 71% of children with a goal of reunification shall have visitation with their parent(s) in accordance with the guidelines in FOM 722-06I Policy by the end of FY2024, with annual goals of 55% in FY2020, 59% in FY2021, 65% in FY2022 and 66% in FY2023.

## Quarter 2 Performance

Sixty seven percent of children with a goal of reunification had parent visits in accordance with MISEP and contract amendment requirements. WMPC performance on this measure did not meet Contract benchmark of 71%. However, WMPC exceeded State average of 60%. FY24 Q2 performance of 67% is less than that of FY2024 Q1 of 70%.



FY2024 Q2

Source: MiSACWIS Infoview KC-2006 CFC Social Work Contacts Timeliness by Agency, Accessed 1/2024;  
State Performance: CSA Monthly Management Report, April 2024, Prior 3 Months

# WMPC Quarterly Performance Report



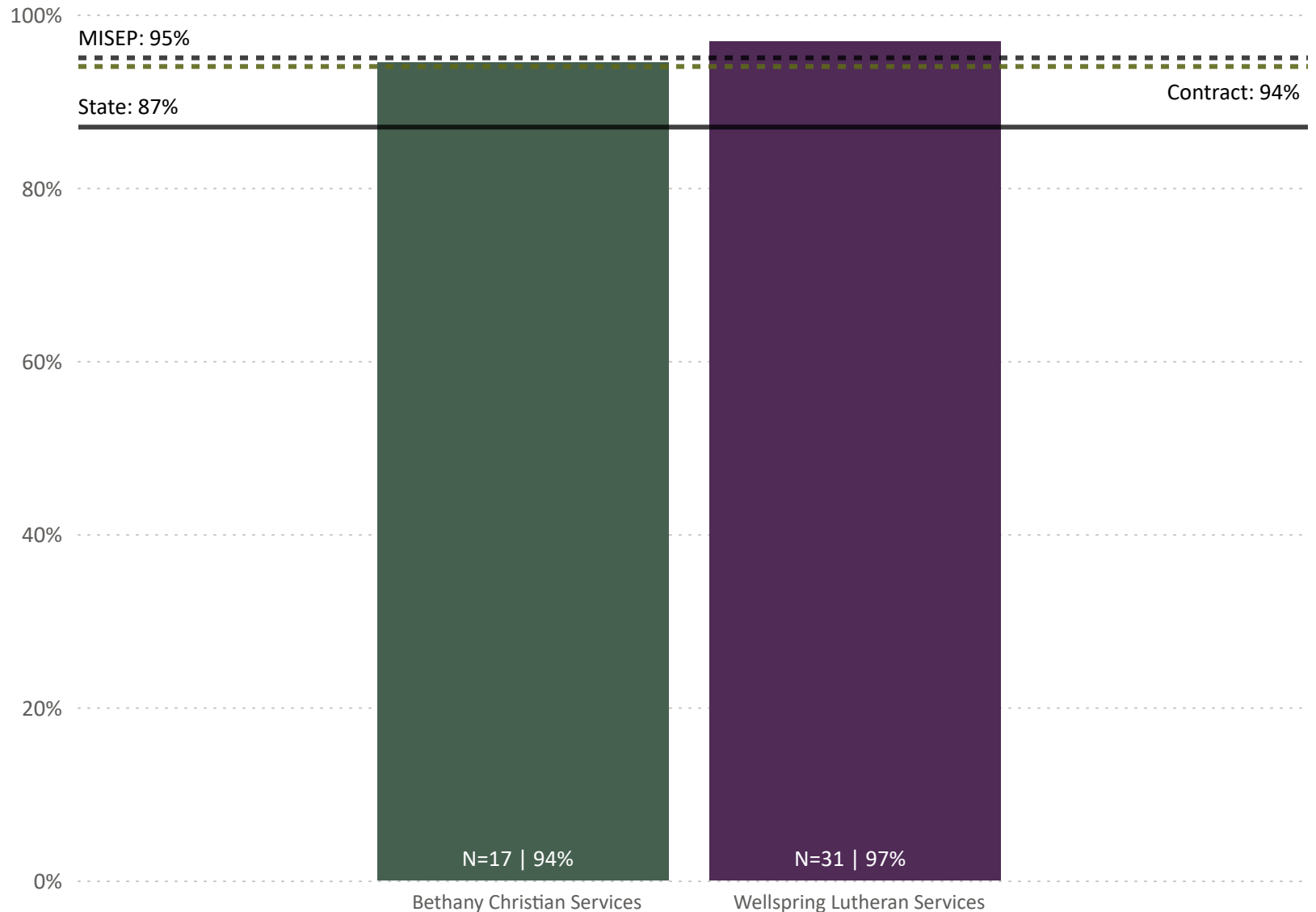
## Returned Home Children Contacts

**MISEP | Measure Definition:** The caseworker must have weekly face-to-face contact in the home with at least 95% of the families (parent/legal guardian and the child) for the first month following reunification or parental placement, with at least one contact each month being a private meeting between the child and the caseworker.

**WMPC Contract Amendment | Measure Definition:** At least 94% of families that have been reunified or placed in parental home shall have visitation with a caseworker in accordance with the guidelines in FOM 722-06I Policy by the end of FY2024.

## Quarter 2 Performance

Ninety six percent of families in the WMPC network had caseworker face-to-face contact in accordance with MISEP requirements. WMPC exceeded Contract requirement for contacts made with children who have returned home. There were no return home contacts for three private agencies within the WMPC Network. FY24 Q2 performance is less than that of FY2024 Q1 of 99.7%.



# WMPC Quarterly Performance Report



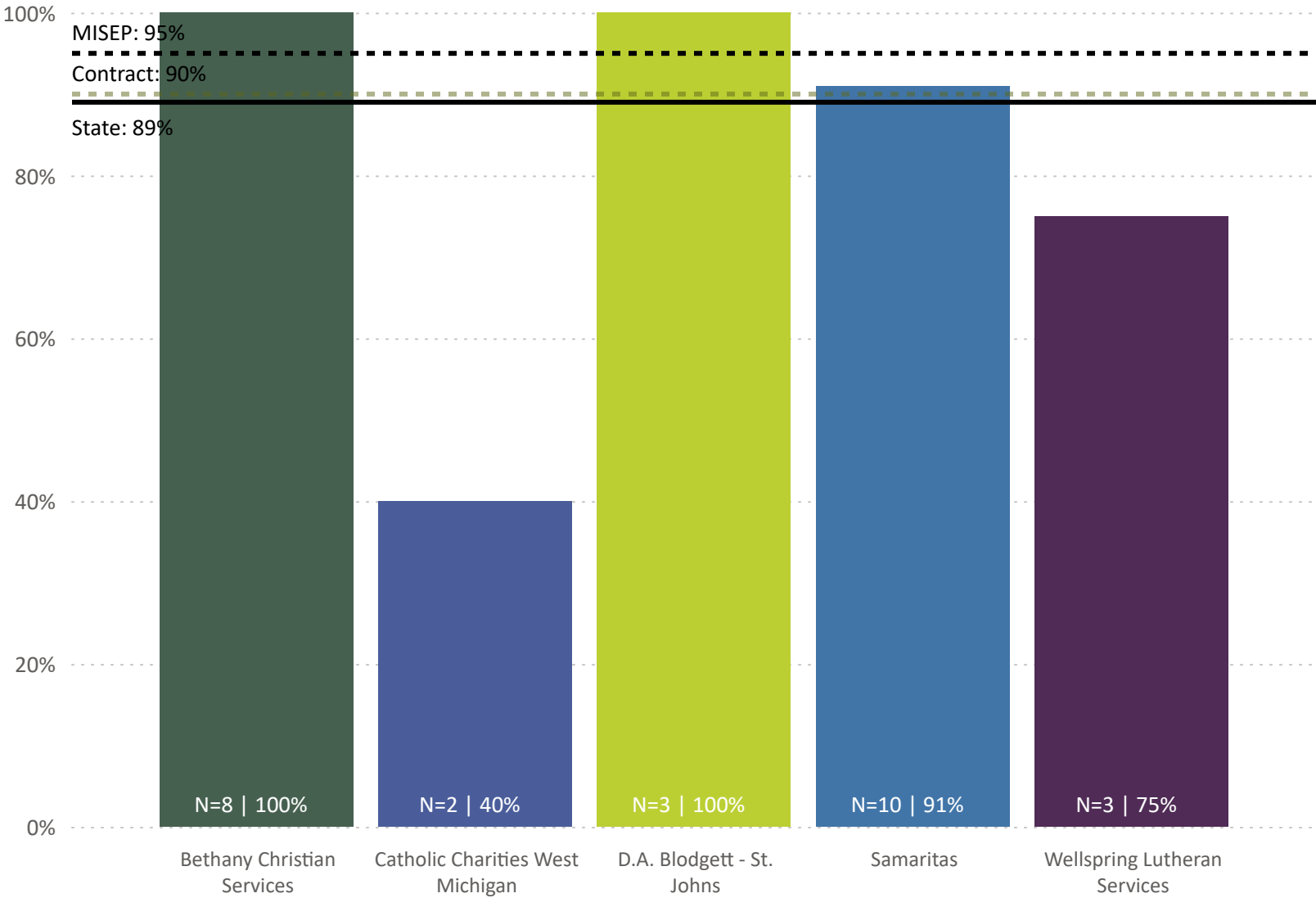
## Initial Service Plans

**MISEP | Measure Definition:** At least 95% of children shall have an initial service plan completed within 30 days of entry into foster care.

**WMPC Contract Amendment | Measure Definition:** At least 90% of children supervised shall have an initial service plan completed within 30 days of entry into foster care, in accordance with the guidelines in FOM 722-06I Policy by the end of FY2024.

## Quarter 2 Performance

Eighty two percent of children in the WMPC network had an initial service plan completed within 30 days of entry into foster care. WMPC network performance did not meet Contract benchmark of 90%. Three agencies of the network exceeded Contract requirement and the State average. FY24 Q2 performance is less than FY2024 Q1 of 94%.



# WMPC Quarterly Performance Report

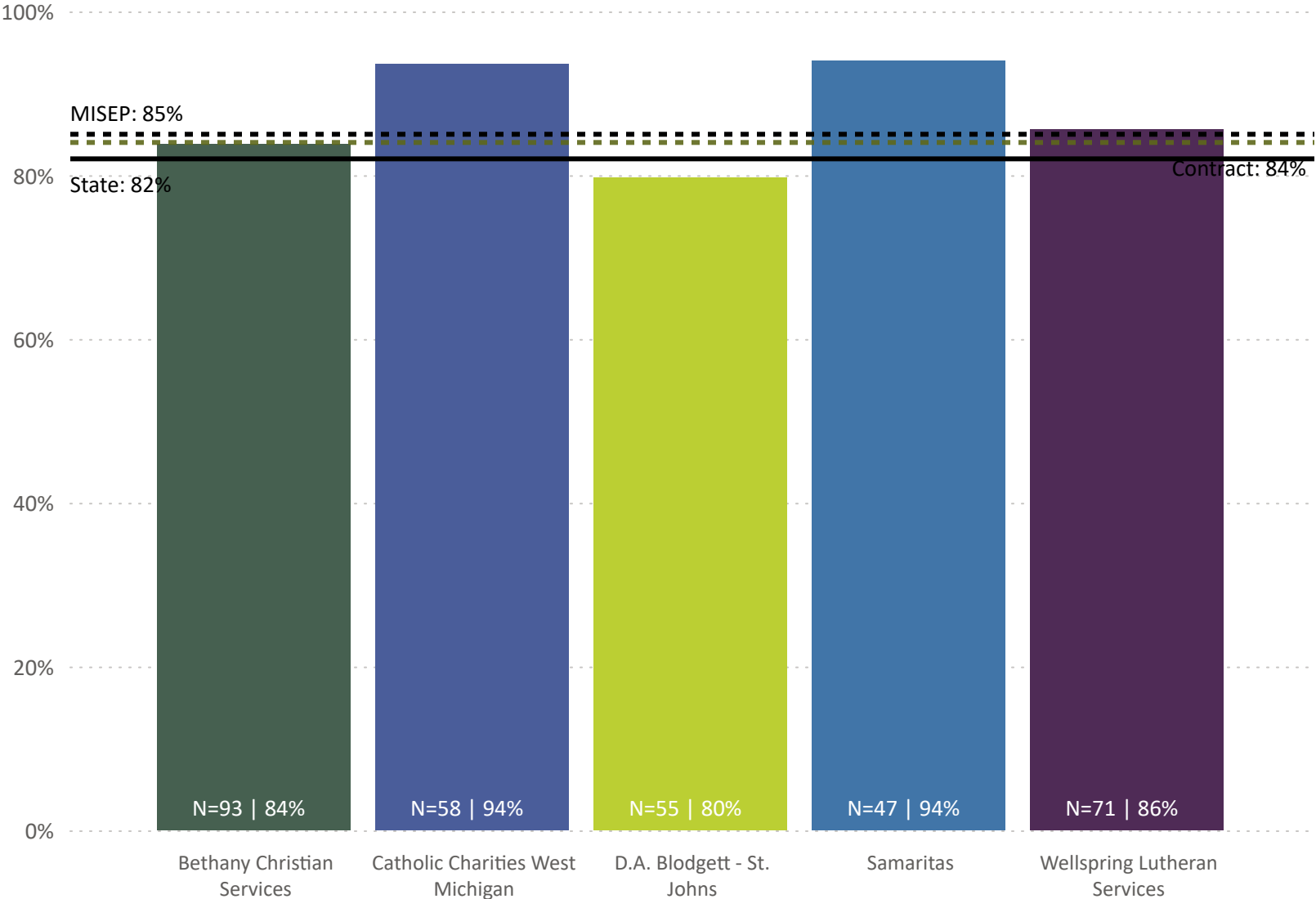


## Child-Sibling Contacts

**MISEP | Measure Definition:** At least 85% of children in foster care who have siblings in custody with whom they are not placed shall have at least monthly visits with their siblings who are placed elsewhere in DHHS foster care custody, unless specified exceptions apply.

### Quarter 2 Performance

Eighty six percent of children had sibling visits in accordance with MISEP and contract amendment requirements. WMPC performance on this measure met Contract benchmark of 84%.



# WMPC Quarterly Performance Report



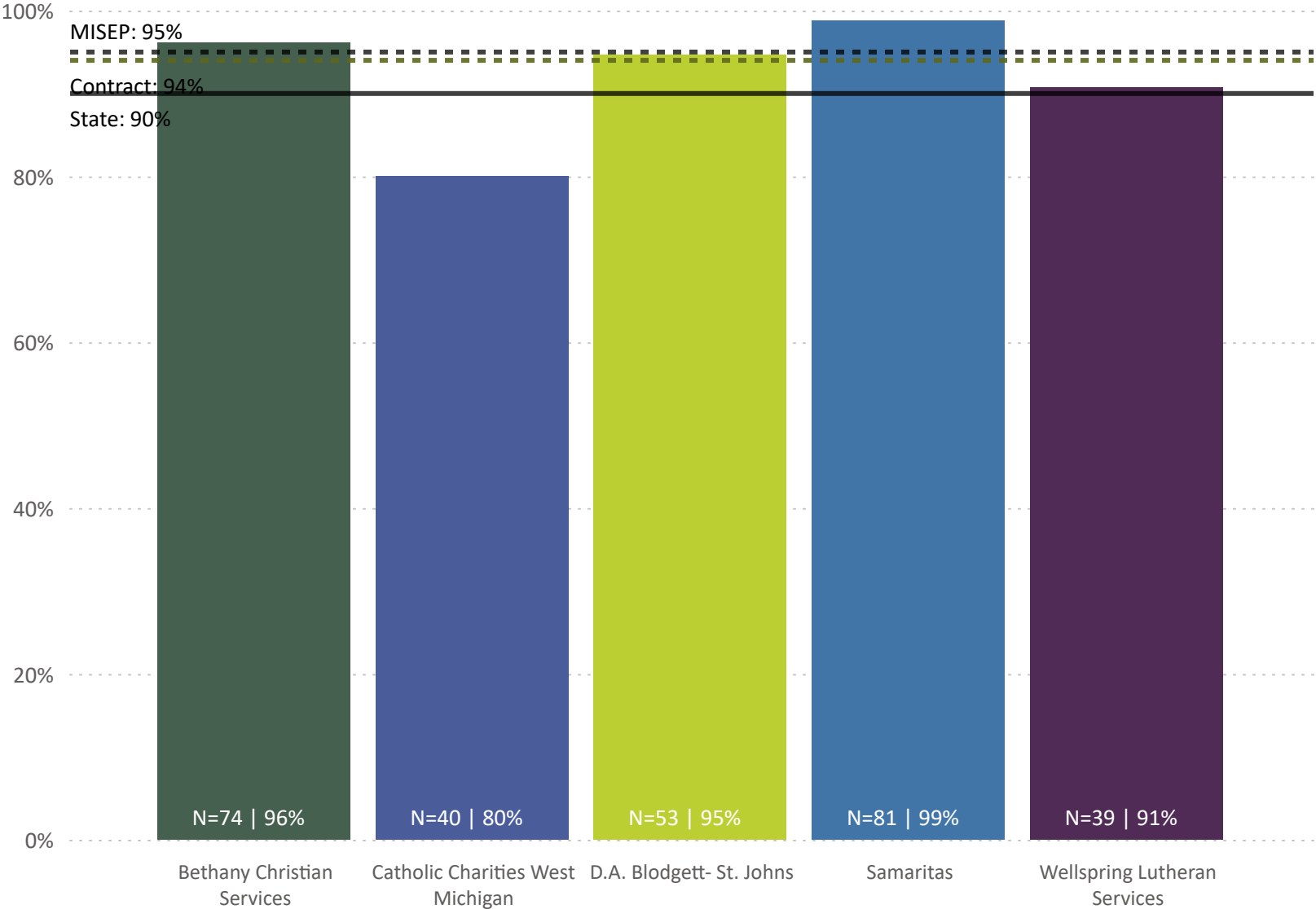
## Service Plan Approvals

**MISEP | Measure Definition:** At least 95% of children shall have a case service plan approved within 14 days of case worker submission to the supervisor for review.

**WMPC Contract Amendment | Measure Definition:** At least 94% of children supervised shall have a case service plan approved within 14 days of submission to supervisor, in accordance with the guidelines in FOM 722-06I Policy by the end of FY2024.

## Quarter 2 Performance

Ninety three percent of children in the WMPC network had service plans approved timely. The network surpassed State average but did not meet Contract and MISEP benchmark requirements for timely completion of service plan approvals. Three agencies met or exceeded all benchmarks and State average. FY24 Q2 performance of 93% is better than FY2024 Q1 of 90%.



# WMPC Quarterly Performance Report



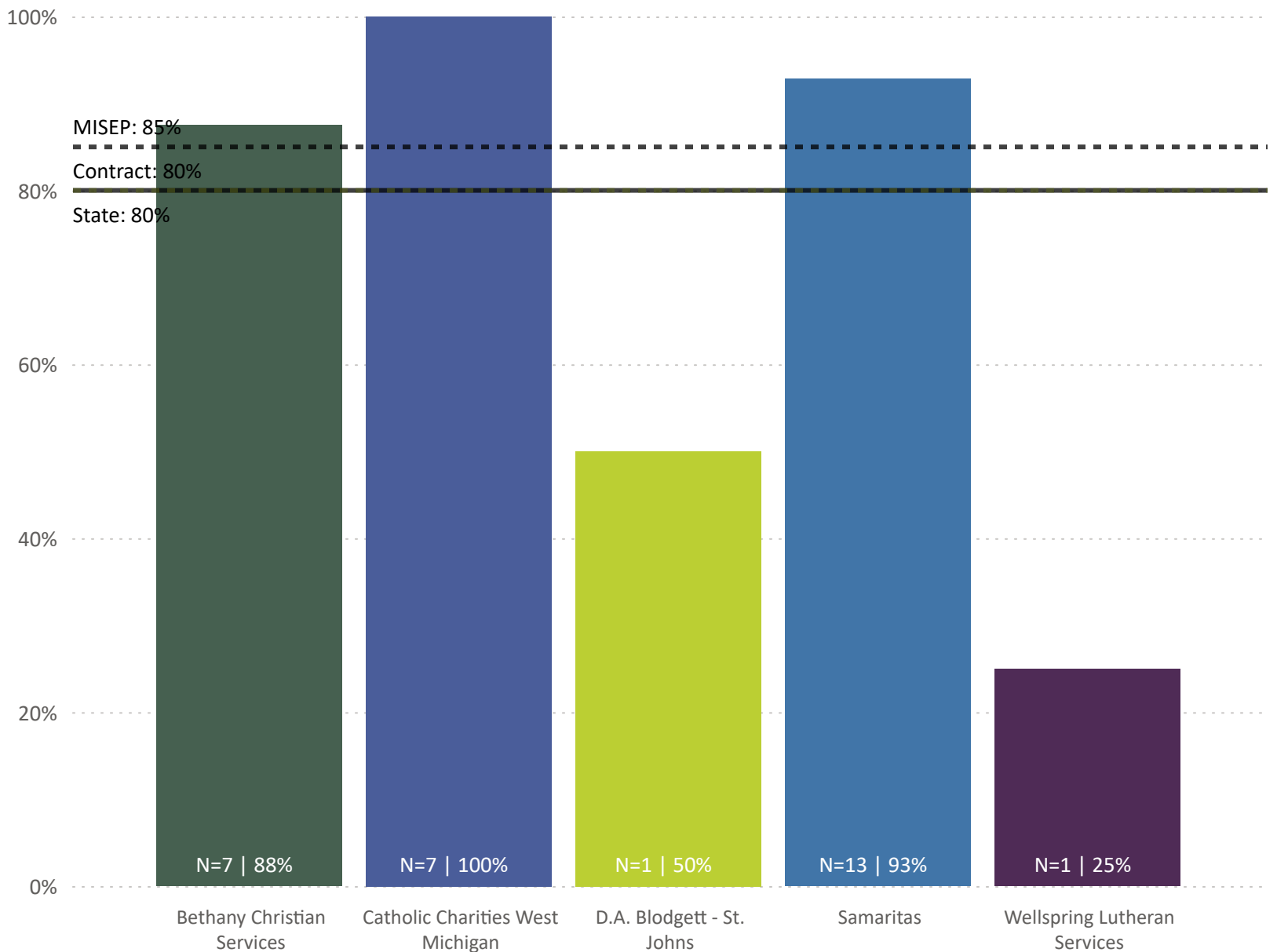
## Initial Medical Exams

**MISEP | Measure Definition:** No fewer than 85% of children will have an initial medical exam within 30 days of removal.

**WMPC Contract Amendment | Measure Definition:** At least 80% of children supervised shall have an initial medical examination within 30 days of entry into foster care, in accordance with the guidelines in FOM 722-06I Policy by the end of FY2024.

## Quarter 2 Performance

Eighty four percent of children had an initial medical exam within 30 days of removal. The WMPC network exceeded both Contract and MISEP benchmarks in addition to surpassing State average of 80%. This performance is less than that of FY2024 Q1 of 88%.



# WMPC Quarterly Performance Report



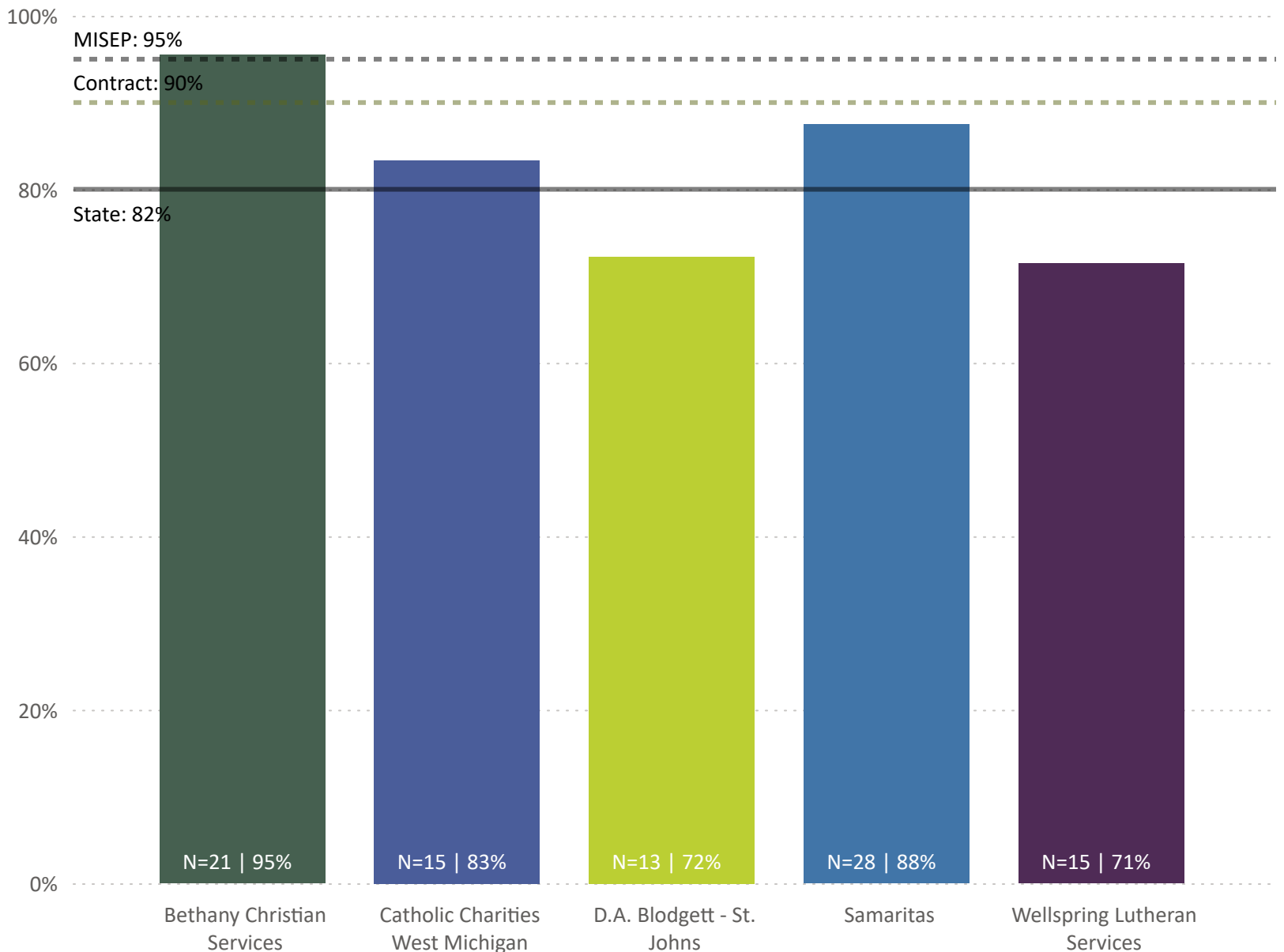
## Periodic Medical Exams

**MISEP | Measure Definition:** Following an initial medical examination, at least 95% of children shall receive periodic medical examinations and screenings.

**WMPC Contract Amendment | Measure Definition:** At least 90% of children supervised shall have periodic and ongoing medical examinations and screenings according to guidelines set forth by the American Academy of Pediatrics, in accordance with the guidelines in FOM 722-06I Policy by the end of FY2024.

## Quarter 2 Performance

Eighty three percent of children in the WMPC network received a timely periodic medical exam and screening. The network did not meet Contract and MISEP benchmarks. However, the network surpassed the State average for performance of 82%. Bethany Christian Services exceeded all benchmarks and State average. FY24 Q2 is slightly less than that of FY2024 of 84%.



FY2024 Q2

Source: MiSACWIS Infoview KC-2604 CFC Medical and Dental Exam Timeliness by Agency, Accessed 4/2024; State Performance: CSA Monthly Management Report, April 2024, Prior 3 Months

# WMPC Quarterly Performance Report



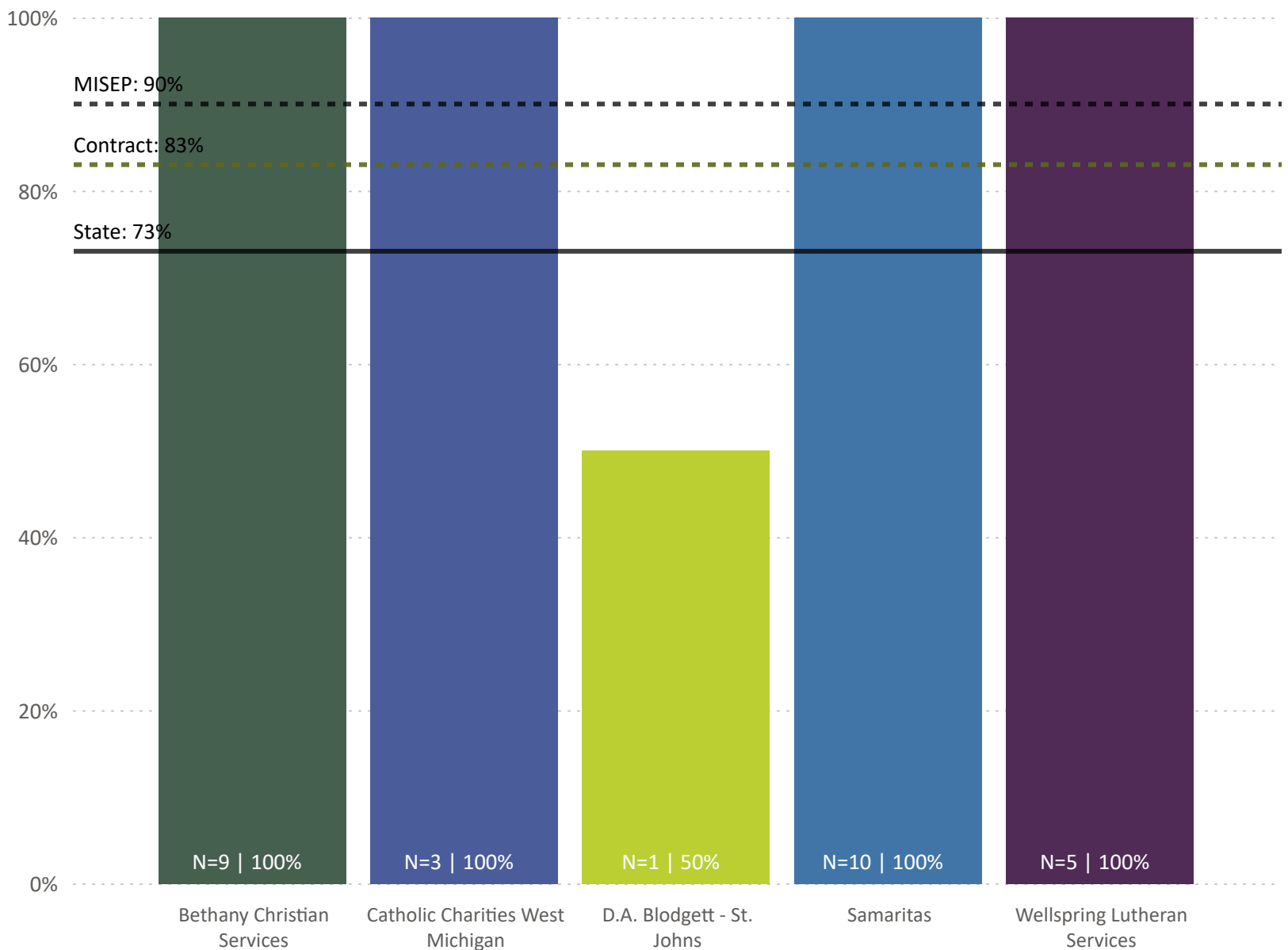
## Initial Dental Exams

**MISEP | Measure Definition:** No fewer than 90% of children shall have an initial dental examination within 90 days of removal unless the child has had an exam within 6 months prior to placement or the child is less than one years of age.

**WMPC Contract Amendment | Measure Definition:** At least 83% of children shall have an initial dental examination completed within 90 days of entry into foster care, in accordance with the guidelines in FOM 722-06I Policy by the end of FY2024.

## Quarter 2 Performance

Ninety seven percent of children in the WMPC network had an initial dental exam as required by MISEP. The WMPC Network met Contract and MISEP benchmarks as well as State average. Four agencies exceeded all benchmarks and State average performance. FY24 Q2 performance of 97% is better than that of FY2024 Q1 of 76%.



Source: MiSACWIS Infoview KC-2604 CFC Medical and Dental Exam Timeliness by Agency, Accessed 4/2024; State Performance: CSA Monthly Management Report, April 2024, Prior 3 Months

FY2024 Q2



# WMPC Quarterly Performance Report



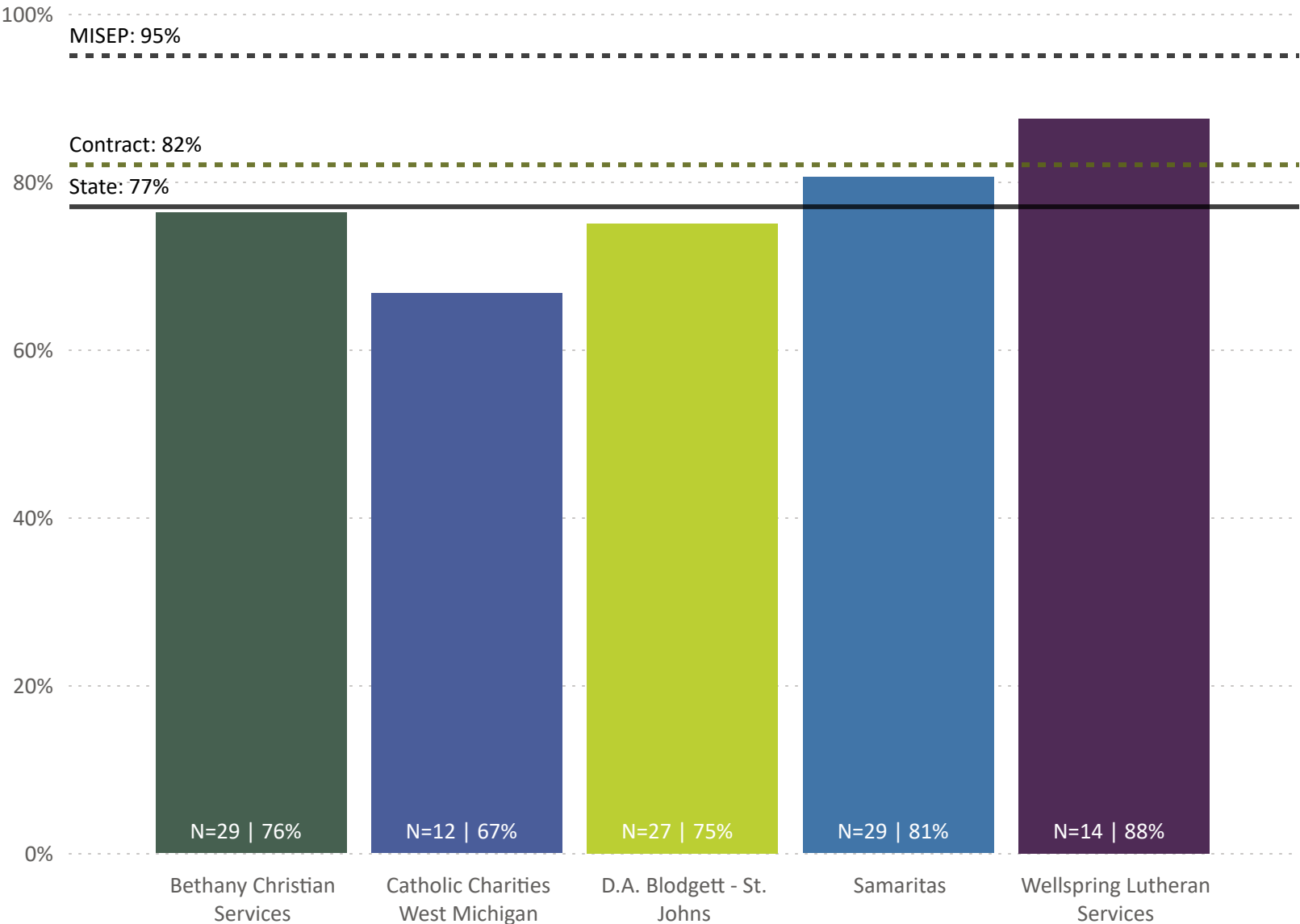
## Periodic Dental Exams

**MISEP | Measure Definition:** Following an initial medical examination, at least 95% of children shall receive periodic medical examinations and screenings.

**WMPC Contract Amendment | Measure Definition:** At least 82% of children supervised shall receive periodic and ongoing dental examinations and screenings according to the guidelines set forth by the American Academy of Pediatrics, in accordance with the guidelines in FOM 722-06I Policy by the end of FY2024.

## Quarter 2 Performance

Eighty one percent of children in the WMPC network had a periodic dental exam as required by MISEP in FY2024. The WMPC network did not meet Contract benchmark of 82%. FY2024 Q2 is less than that of FY2024 Q1 of 84%.



# WMPC Quarterly Performance Report

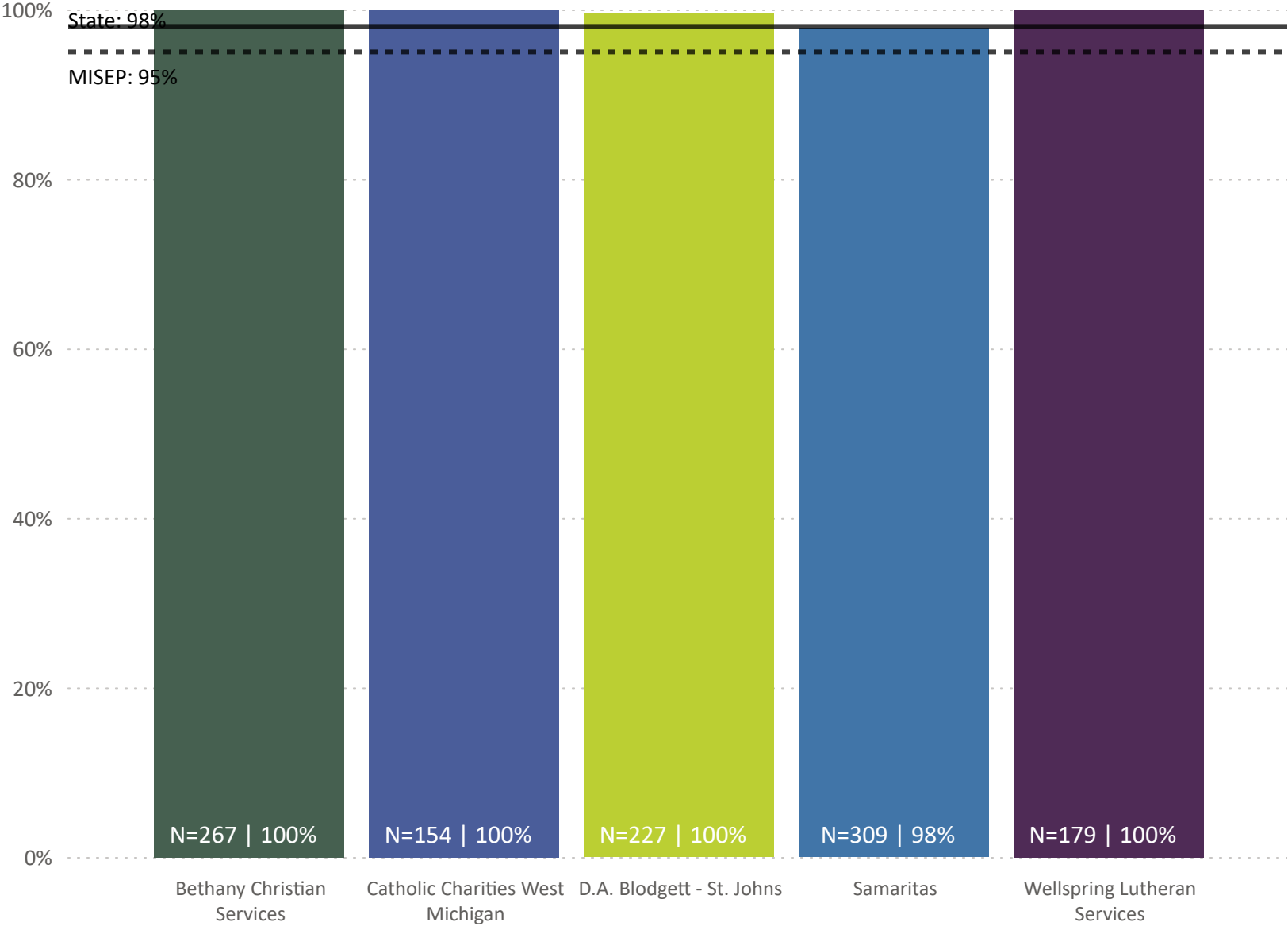


## Worker-Supervisor Contacts

**MISEP | Measure Definition:** At least 95% of caseworkers shall meet with their assigned supervisor in accordance with the guidelines in FOM 722-06H, which states the caseworker must meet with their supervisor at least monthly for case consultation on every assigned case. Monthly case consultation may be conducted in person or by video conference.

### Quarter 2 Performance

WMPC network performance was 99% for this measure, which exceeds both MISEP benchmark and State average of 98%. All five private foster care agencies in Kent County met both benchmarks in this quarter.



# WMPC Quarterly Performance Report

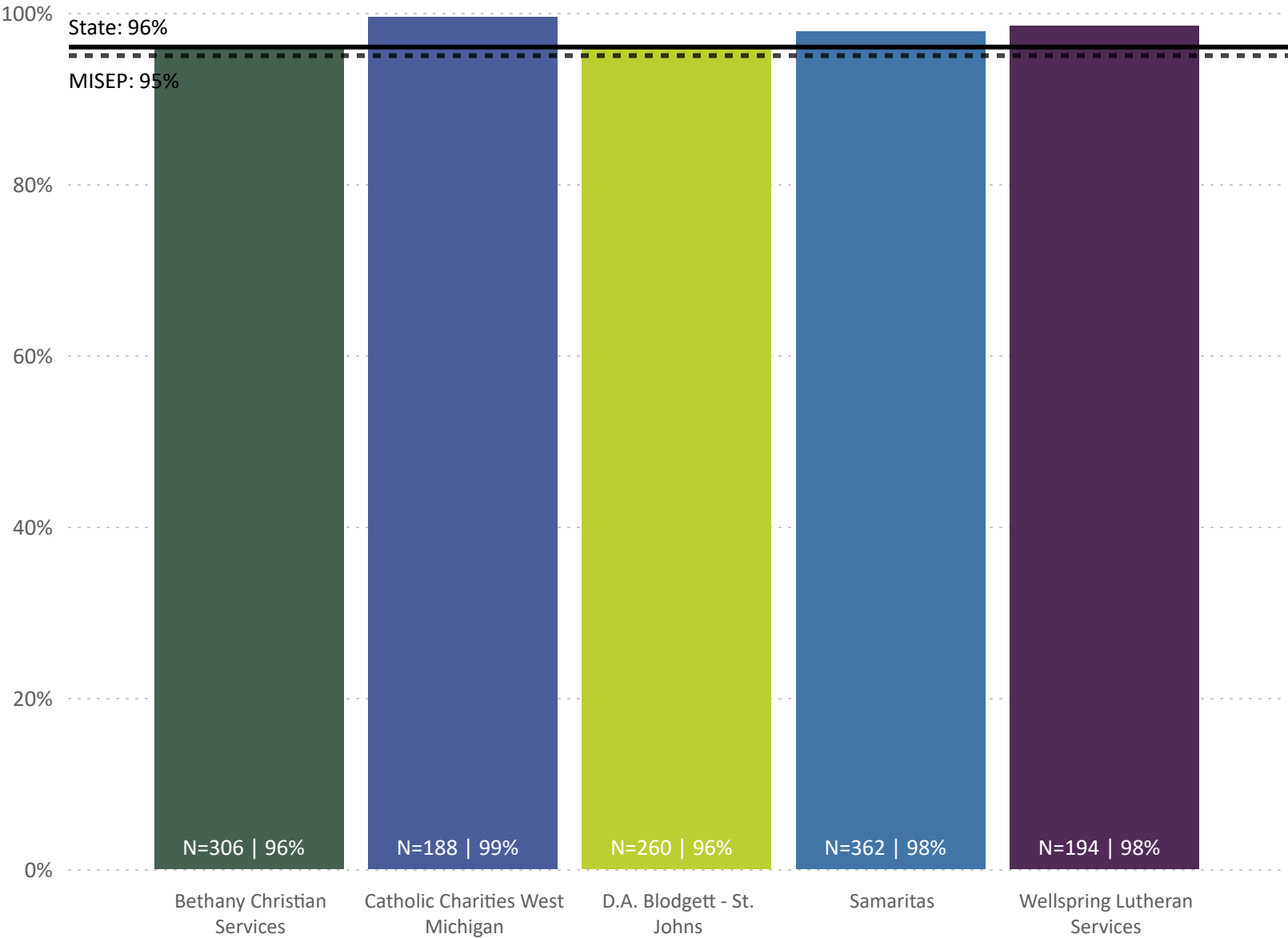


## Worker-Child Contacts

**MISEP | Measure Definition:** At least 95% of children supervised by the Service Provider will be visited by their assigned caseworker in accordance with the guidelines in FOM 722-06H. The caseworker must have at least two face-to-face contacts per month with each child in the first two months following an initial placement or a placement change. The caseworker must have at least one face-to-face contact in the child's placement setting each subsequent calendar month.

## Quarter 2 Performance

Ninety seven percent of all children supervised by the WMPC network were visited in accordance with MISEP requirements. All five Private Foster Care Agencies in Kent County met or exceeded both benchmarks in this quarter.



# WMPC Quarterly Performance Report



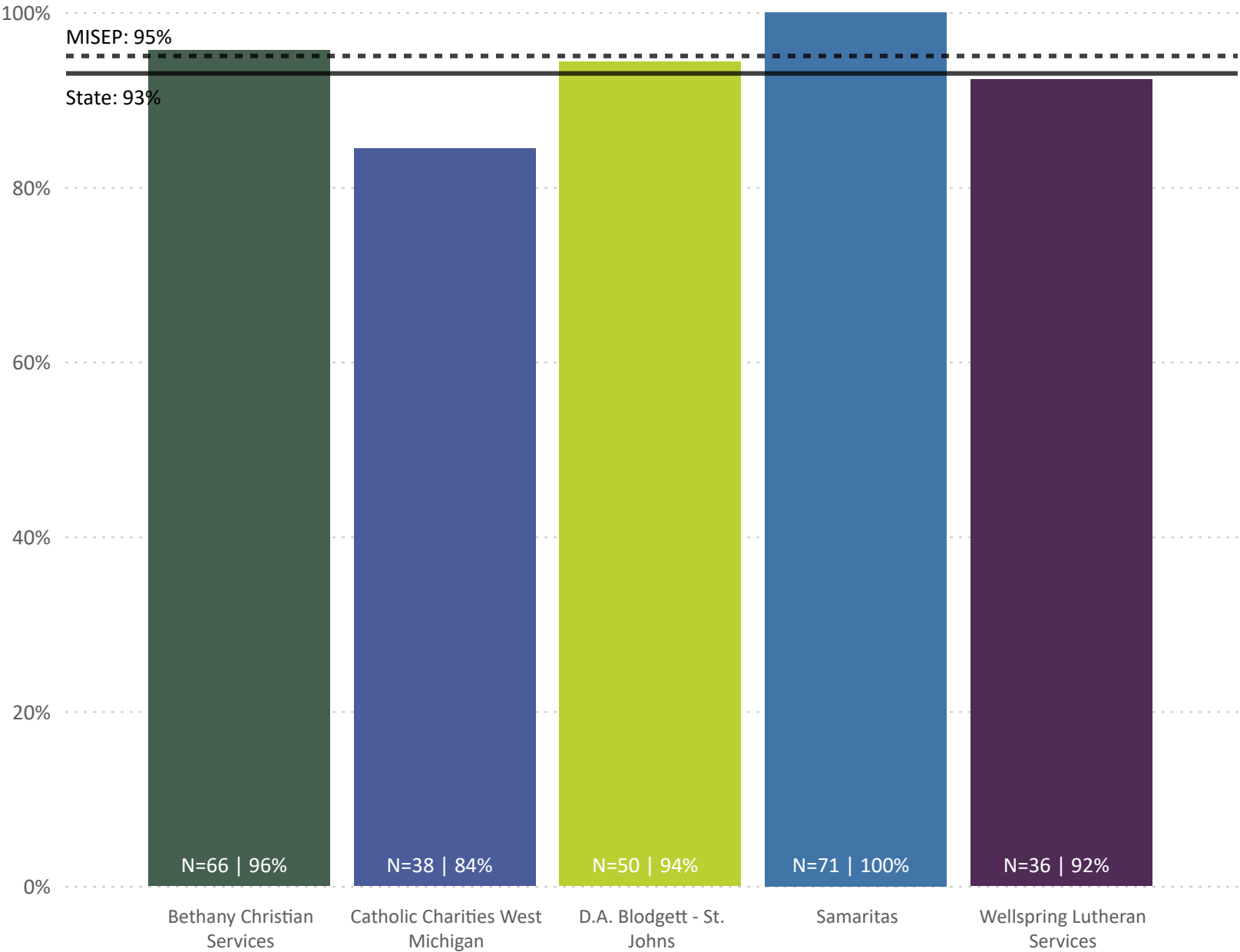
## Updated Service Plans

**MISEP | Measure Definition:** At least 95% of children shall have a service plan updated quarterly.

**WMPC Contract Amendment | Measure Definition:** At least 92% of children supervised shall have a service plan updated quarterly, in accordance with the guidelines in FOM 722-06I Policy by the end of FY2024.

## Quarter 2 Performance

Ninety four percent of children in the WMPC network had a service plan updated quarterly. Samaritas and Bethany Christian Services surpassed MISEP benchmark and State average of 93%.



# WMPC Quarterly Performance Report



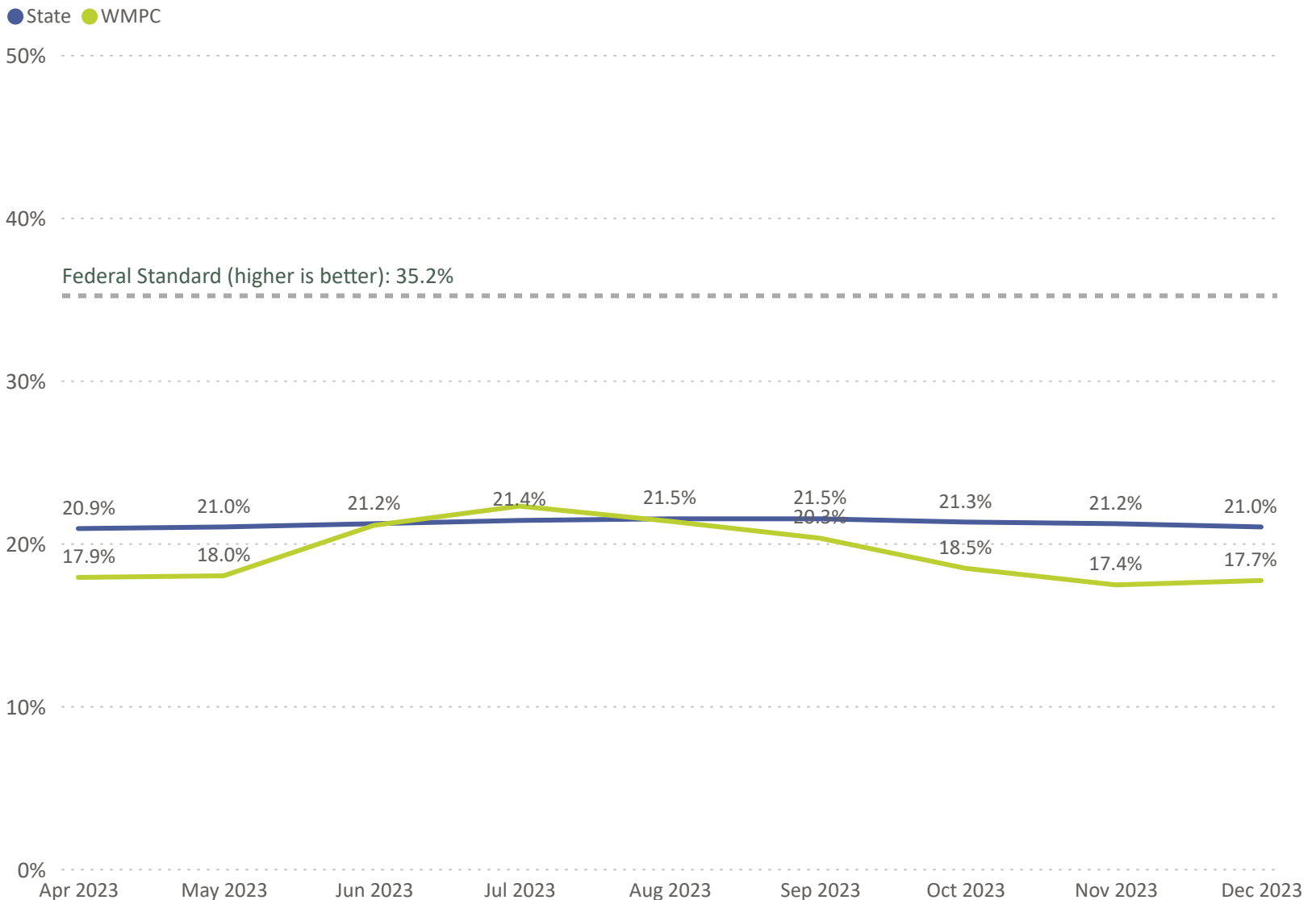
## Permanency in 12 months

**Federal | Measure Definition:** Of all children who enter foster care in a 12-month period, the percentage who are discharged to permanency within 12 months of entering foster care should be at least 35.2%. This percent is the federal standard. Children who are discharged to permanency must not re-enter foster care for the following 12 months to be counted in this measure. **Higher is better for this measure.** *Note: the most recent performance for this measure is January 2023 as children must remain discharged from foster care for 12 months to be counted.*

**WMPC Contract Amendment | Measure Definition:** At least 27% of children shall achieve permanency within 12 months for children entering foster care by the end of FY2024.

### Current Performance

For the most recent cohort, 17.7% of children achieved permanency, which did not meet the Federal goal of 35.2% or WMPC contract requirement of 27%. The WMPC network has remained below the federal standard of 35.2% and the State's performance of 21% in FY2024 Q2.



FY2024 Q2

Source: NCANDS entry cohorts April 2021 - December 2022, prepared by MDHHS DTMB, generated April 2024

# WMPC Quarterly Performance Report



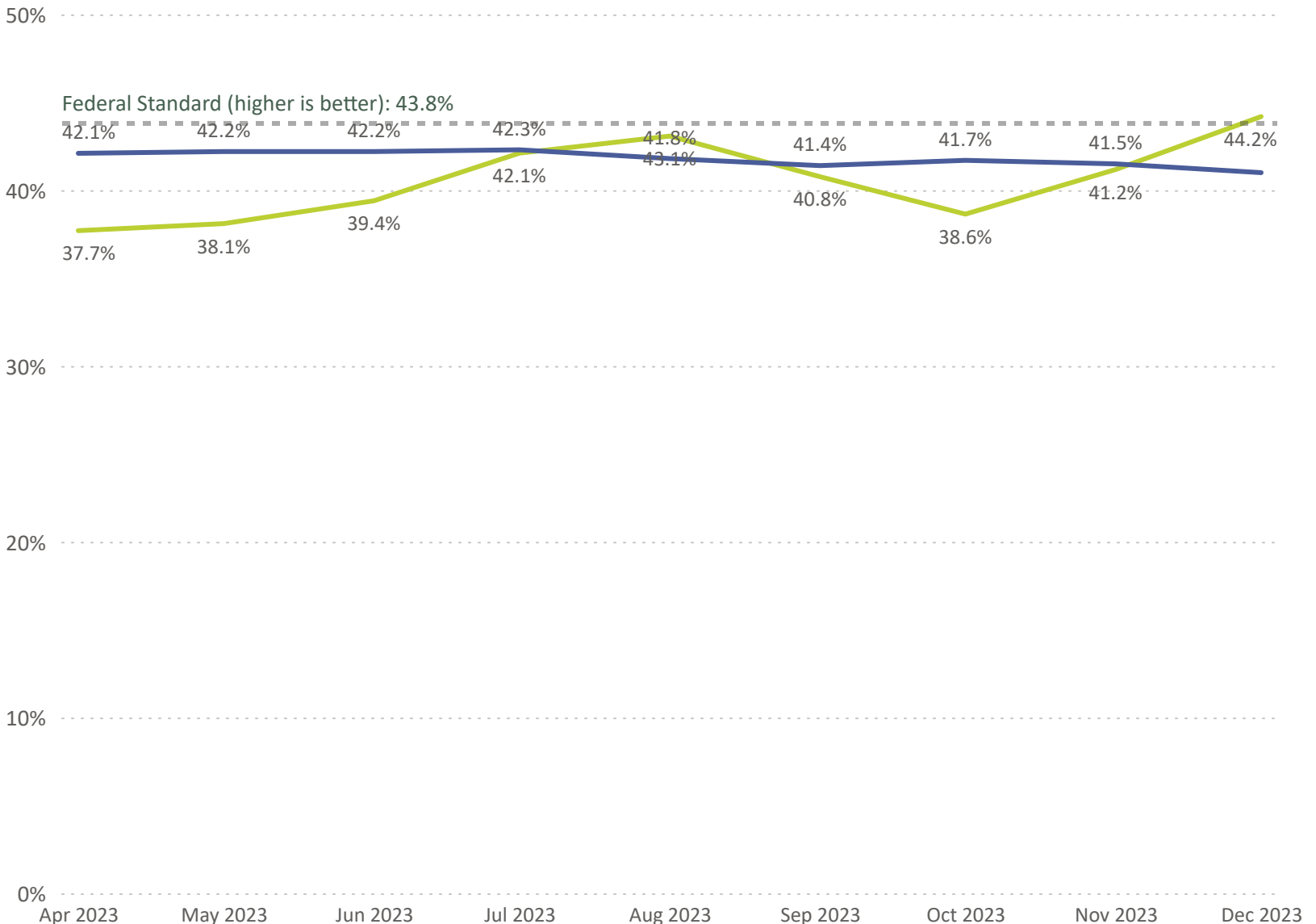
## Permanency in 12 months for children in care 12-23 months

**Federal | Measure Definition:** Of all children in care on the first day of a 12-month period who had been in care between 12 and 23 months, the percentage who are discharged to permanency within 12 months of the first day should be at least 43.8%. This percent is the federal standard. **Higher is better for this measure. Note: the most recent performance for this measure is children that have been in care for 12-23 months since January 2023.**

### Current Performance

WMPC is meeting the Federal standard for children in care between 12-23 months achieving permanency in 12 months. The network performance is better than the State performance, trending upwards and then downwards in October 2023.

● WMPC ● State



FY2024 Q2

Source: NCANDS entry cohorts August 2020 - December 2022, prepared by MDHHS DTMB, generated April 2024

# WMPC Quarterly Performance Report

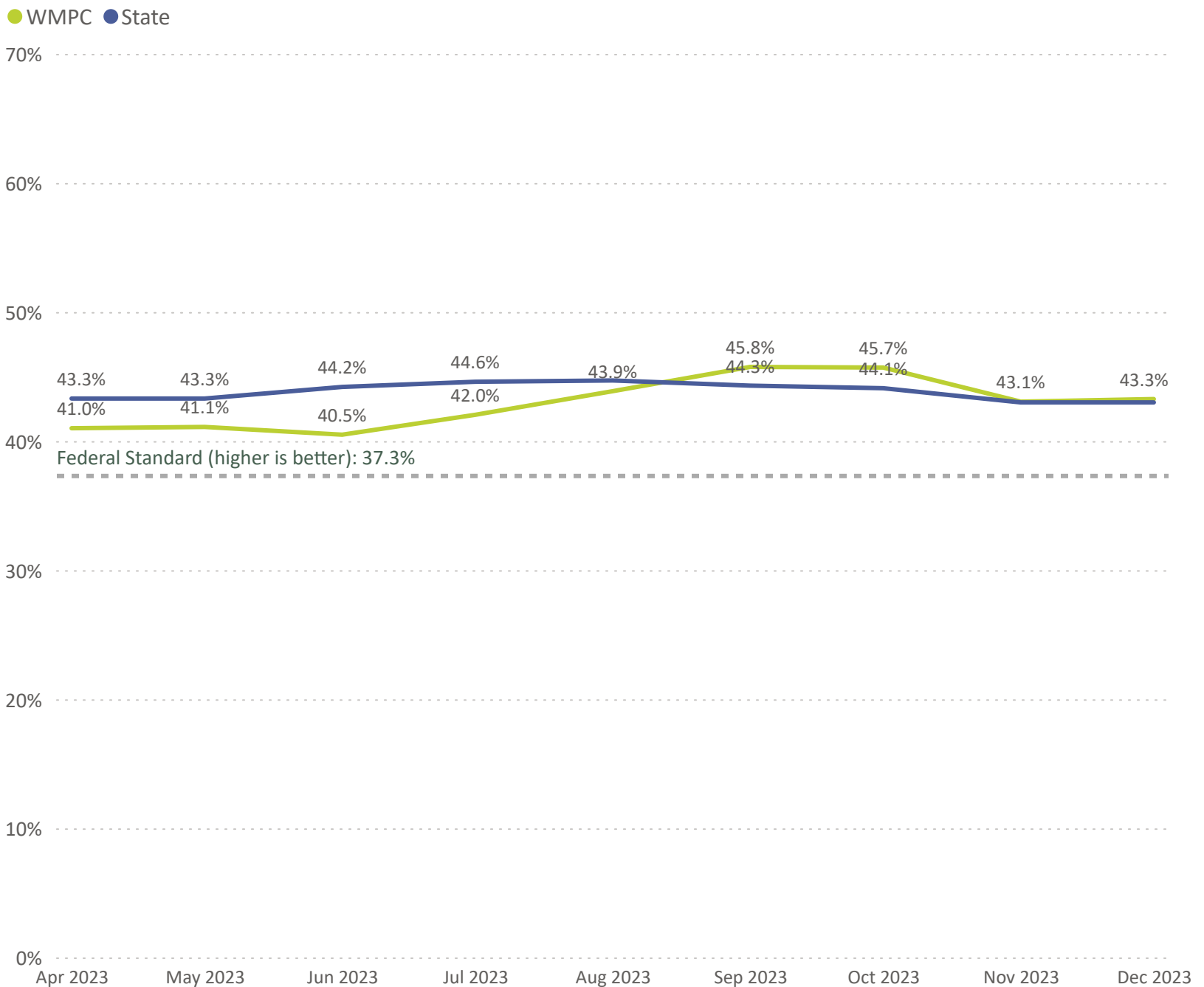


## Permanency in 12 months for children in care 24+ months

**Federal | Measure Definition:** Of all children in foster care on the first day of a 12-month period who had been in foster care for 24 months or more, the percentage who are discharged to permanency within 12 months of the first day should be at least 37.3%. This percent is the federal standard. **Higher is better for this measure. Note: the most recent performance for this measure is children that have been in care for 24+ months since January 2023.**

### Current Performance

The WMPC network has exceeded the federal benchmark and is now performing at the same rate as the State average but with there has been a decrease in performance since November 2023.



FY2024 Q2

Source: NCANDS entry cohorts August 2020 - December 2022, prepared by MDHHS DTMB, generated April 2024

# WMPC Quarterly Performance Report



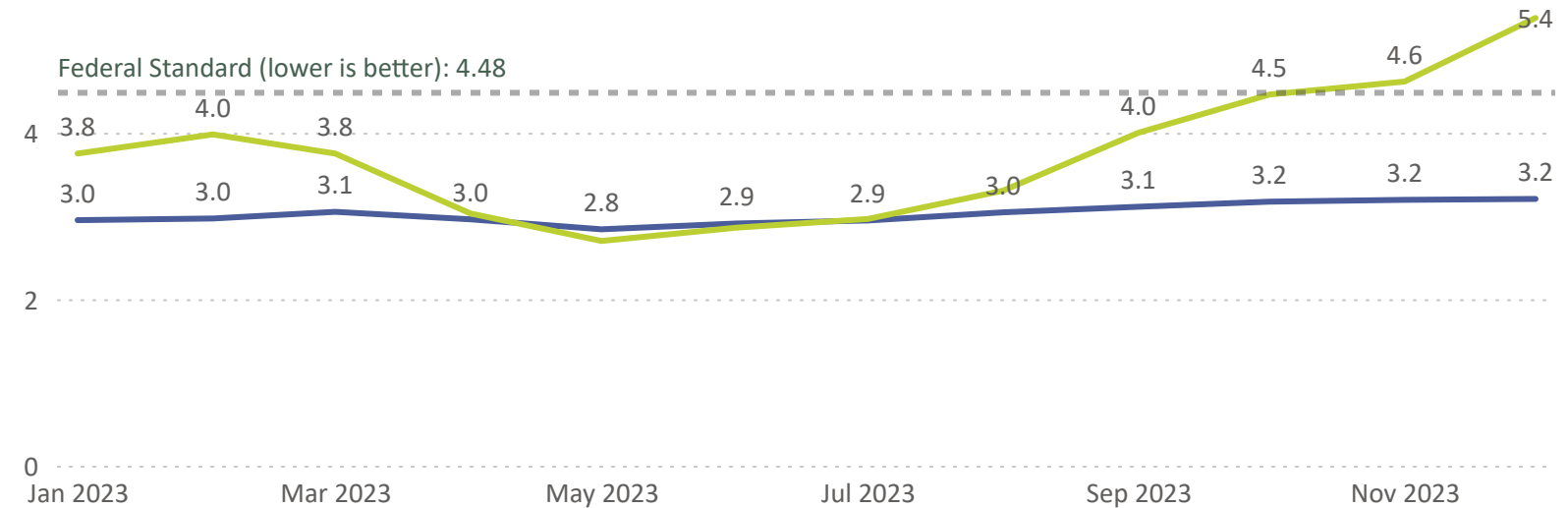
## Placement Stability

**Federal | Measure Definition:** Of all children who entered care in a 12-month period, the rate of placement moves per 1,000 days of foster care should be at most 4.48. This rate is the Federal standard. **Lower is better for this measure.**

### Current Performance

WMPC has not met the Federal standard for this measure of 4.48. In addition, WMPC's current placement moves of 4 per 1,000 days in care is more than the State's performance of 3.2.

● State ● WMPC



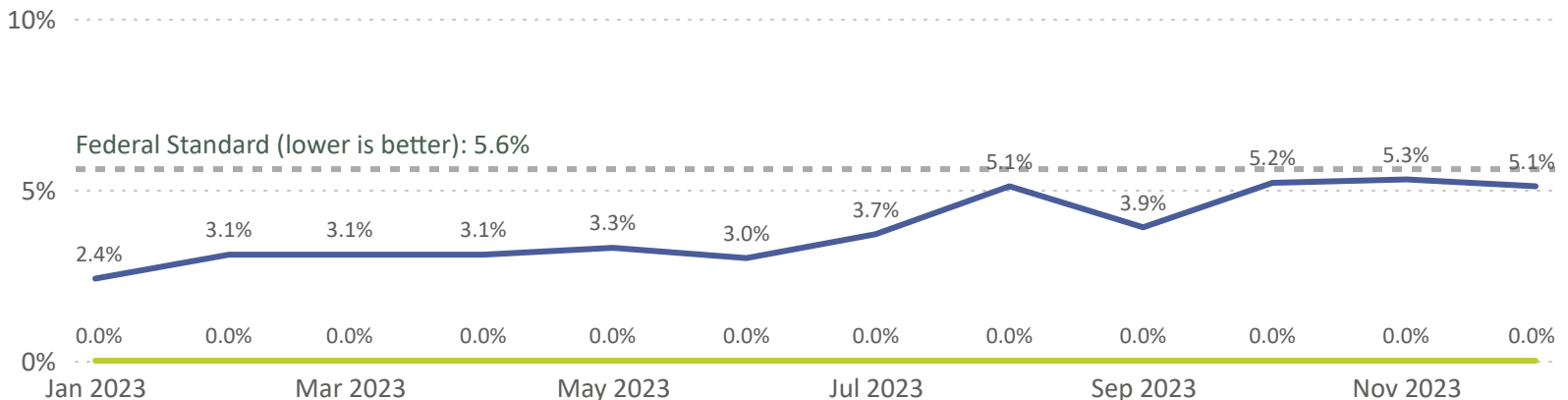
## Re-entry into foster care within 12 months

**Federal | Measure Definition:** Of all children who enter care in a 12-month period, who discharged within 12 months to reunification, living with relative, or guardianship, the percent who re-enter care within 12 months of their discharge should be at most 5.6%. This percent is the Federal standard. **Lower is better for this measure.**

### Current Performance

WMPC met this measure's goal. The network consistently outperforming the State and the Federal standard for this measure, with no children re-entering foster care within 12 months of being discharged from care.

● WMPC ● State



FY2024 Q2

Source: NCANDS entry cohorts August 2020 - December 2021, prepared by MDHHS DTMB, generated January 2024



# WMPC Quarterly Performance Report



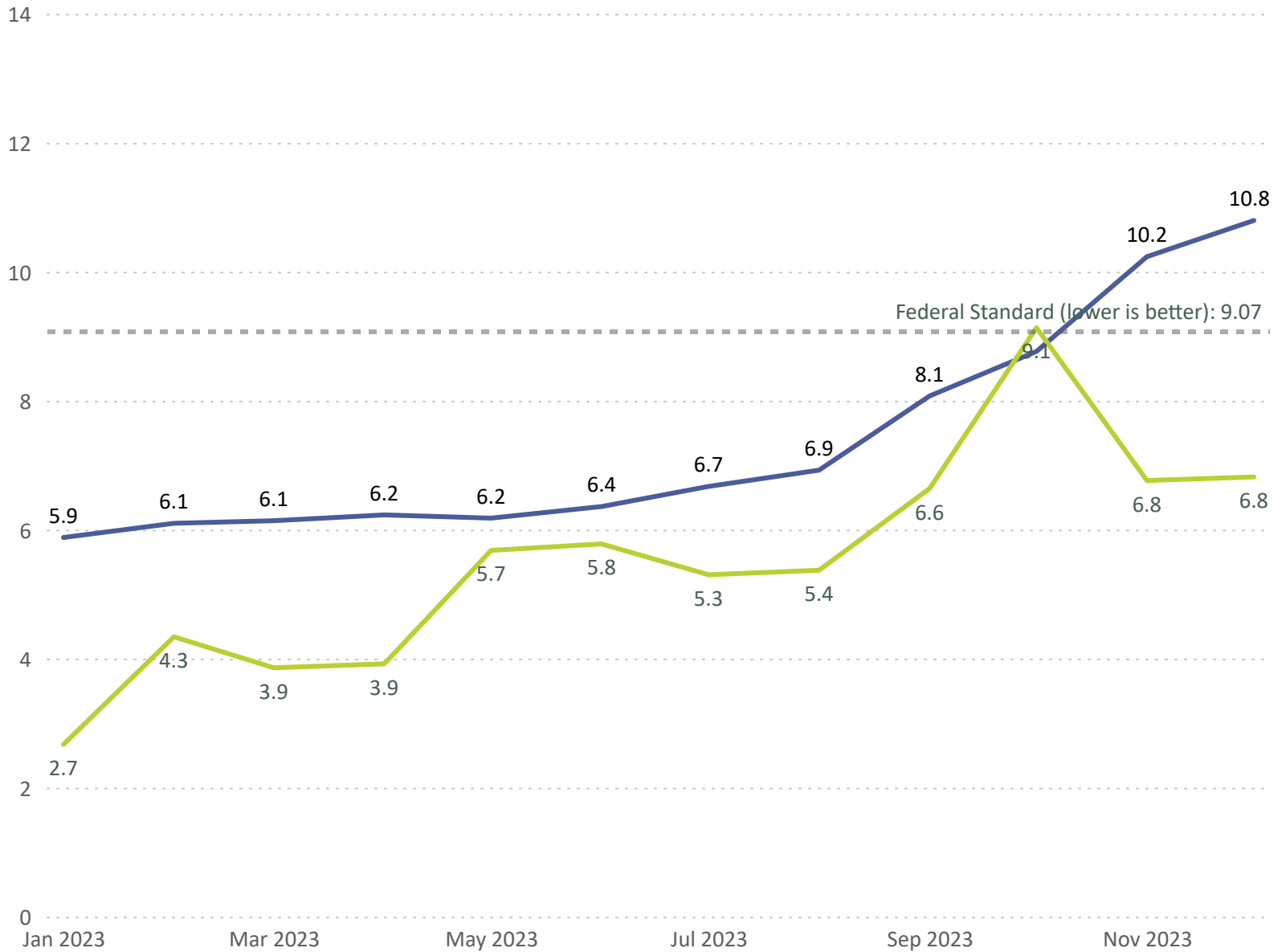
## Maltreatment In Care

**Federal | Measure Definition:** Of all children in foster care during a 12-month period, the rate of victimization per 100,000 days of foster care should be at most 9.07. This rate is the federal standard. **Lower is better for this measure.**

### Current Performance

The WMPC network has met the Federal standard and has out performed the state's average. The most recent maltreatment in care rate of 6.8 per 100,000 days in foster care is well below the federal standard, however, there has been a notable increase over the past cohort.

● State ● WMPC



FY2024 Q2

Source: NCANDS entry cohorts August 2021 - December 2022, prepared by MDHHS DTMB, generated on January 2024.