

## West Michigan Partnership for Children FY23 Program Performance Goals

Performance Goals FY23-FY25	FY21	FY22	FY23	Standard	FY23 Contract Goal	Achieved
<b>Permanency in 12 Months</b>	22.7%	21.2%	21.1%	35.2%	24%	No
<b>Worker-Parent Contacts</b>	60%	71%	73%	85%	75%	No
<b>Parent-Child Contacts</b>	52%	62%	68%	85%	66%	Yes
<b>Sibling visits*</b>	63%	73%	87%	85%	79%	Yes
<b>Return home contacts*</b>	84%	88%	92%	95%	92%	Yes
<b>Initial medicals*</b>	79%	68%	73%	85%	74%	No
<b>Periodic medicals*</b>	85%	82%	85%	95%	86%	No
<b>Initial dentals*</b>	72%	76%	79%	90%	79%	Yes
<b>Periodic dentals*</b>	77%	77%	77%	95%	79%	No
<b>ISP timely completion*</b>	87%	83%	86%	95%	86%	Yes
<b>Service plan timely approval*</b>	90%	90%	93%	95%	92%	Yes
<b>Licensed unrelated foster homes*</b>	87	64	38	--	78	No
<b>Relative placements – percentage of total relative placements who are licensed*</b>	19%	19%	35%	--	20%	Yes

The following table shows the goals which were removed from the contract for fiscal year 23.

Performance Goals prior to FY23**	FY20	FY21	FY22	FY23	Standard	FY23 Contract Goal	Achieved
<b>Maltreatment in Care</b>	12.95	7.31	1.37	5.78	9.67	N/A	N/A
<b>Licensed Relative Placements</b>	27	20	19	5	-	N/A	N/A
<b>Reduce Days in Shelter</b>	1,999	471	272		-	N/A	N/A
<b>Reduce First Shelter Placement</b>	4%	.04%	0		-	N/A	N/A

\*Goal was added to the contract for Fiscal Year 23

<b>Reduce Days in Residential</b>	24,876	15,602	9,277		-	N/A	N/A
<b>In County Placements</b>	65%	64%	63%		-	N/A	N/A
<b>Permanency in 12 to 23 Months</b>	39.5%	40.5%	47.2%	39.4%	45.9%	N/A	N/A
<b>Permanency in 24+ Months</b>	48.3%	59.5%	47%	40.5%	31.8%	N/A	N/A
<b>Re-Entry in 12 Months</b>	3.2%	3.5%	4.7%	0%	8.3%	N/A	N/A
<b>Placement Stability</b>	3.25	3.76	4.10	2.86	4.12	N/A	N/A

**Performance Outcomes:**

**Permanency**

1. Permanency within 12 Months for Children Entering Care – **Goal Not Achieved**

Of all children who enter foster care in a 12-month period, the percentage who are discharged to permanency within 12 months of entering foster care should be at least 35.2%. Children who are discharged to permanency must not re-enter foster care for the following 12 months to be counted in this measure.

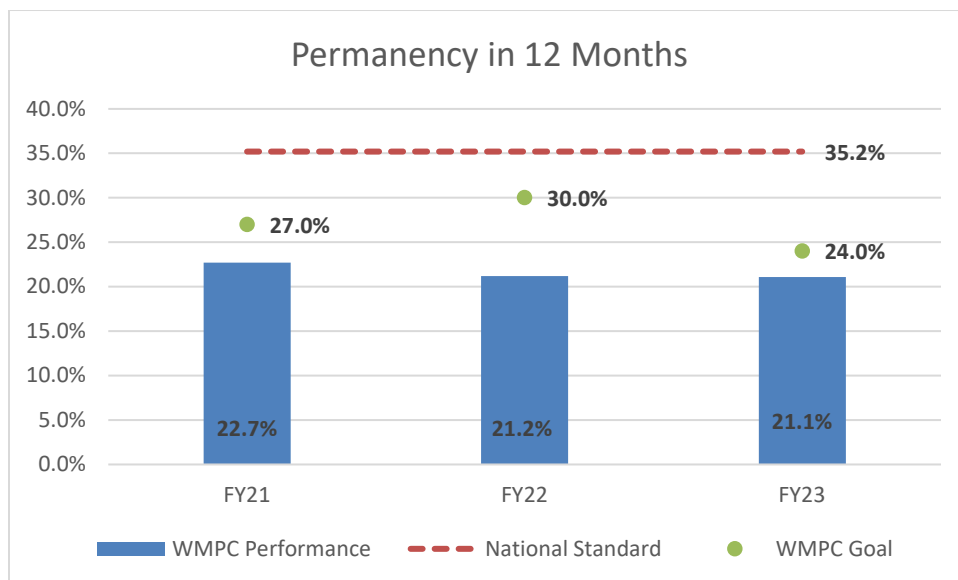
The Grantee shall achieve the following annual goals at the conclusion of each fiscal year:

- 24 percent in FY23
- 27 percent in FY24
- 30 percent in FY25

FY23 Performance 21.1% Cohort July 1st 2020 to June end 2021

FY22 Performance 21.2% Cohort July 1st 2019 to June End 2020

FY21 Performance 22.7% Cohort: July 1st 2018 to June End 2019



Source: Data retrieved from DTMB November 2023

## 2. Worker-Parent Contacts – **Goal Not Achieved**

At least 85% of parents whose children have a permanency goal of reunification and are supervised by the Grantee, shall have face-to-face contact by the assigned caseworker in accordance with the guidelines in FOM.

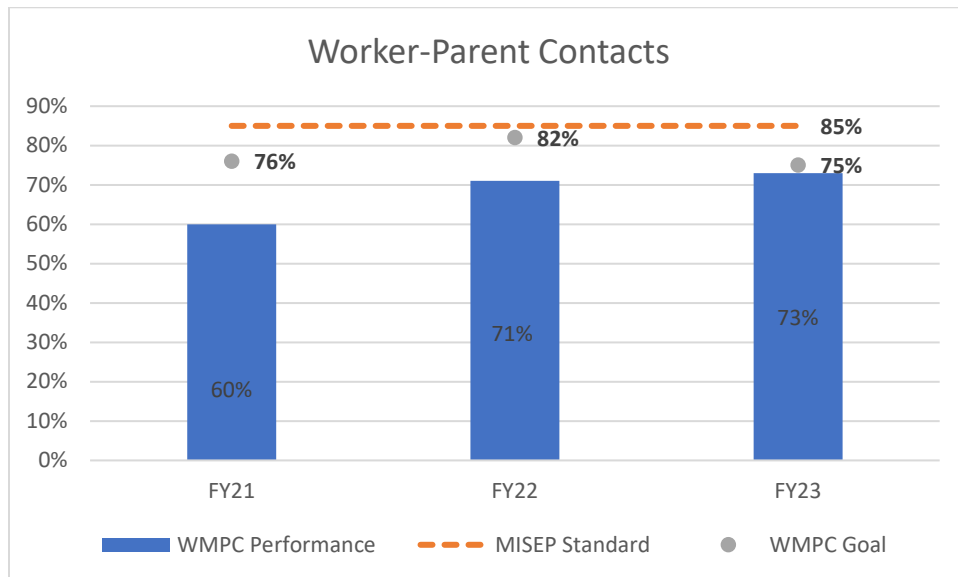
The Grantee shall achieve the following annual goals at the conclusion of each fiscal year:

- FY23 4% increase (75%)
- FY24 5% increase (80%)
- FY25 5% increase (85%)

FY23 Performance: 73%

FY22 Performance: 71%

FY21 Performance: 60%



Source: Data retrieved from Data Warehouse on January 30, 2024

### 3. Parent-Child Contacts – **Goal Achieved**

No fewer than 85% of children with a goal of reunification shall have visitation with their parent(s) in accordance with FOM.

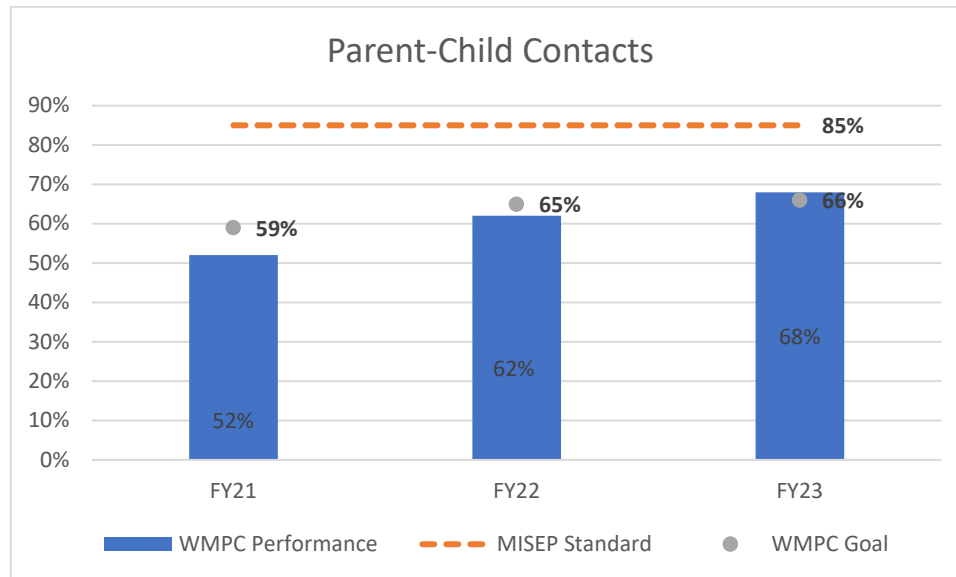
The Grantee shall achieve the following annual goals the conclusion of each fiscal year:

- FY23 4% increase (66%)
- FY24 5% increase (71%)
- FY25 5% increase (76%)

FY23 Performance: 68%

FY22 Performance: 62%

FY21 Performance: 52%



Source: Data retrieved from Data Warehouse on January 30, 2024

#### 4. Sibling Visits – Goal Achieved

At least 85% of children in foster care who have siblings in custody with whom they are not placed shall have at least monthly visits with their siblings who are placed elsewhere in DHHS foster care custody, unless specified exceptions apply.

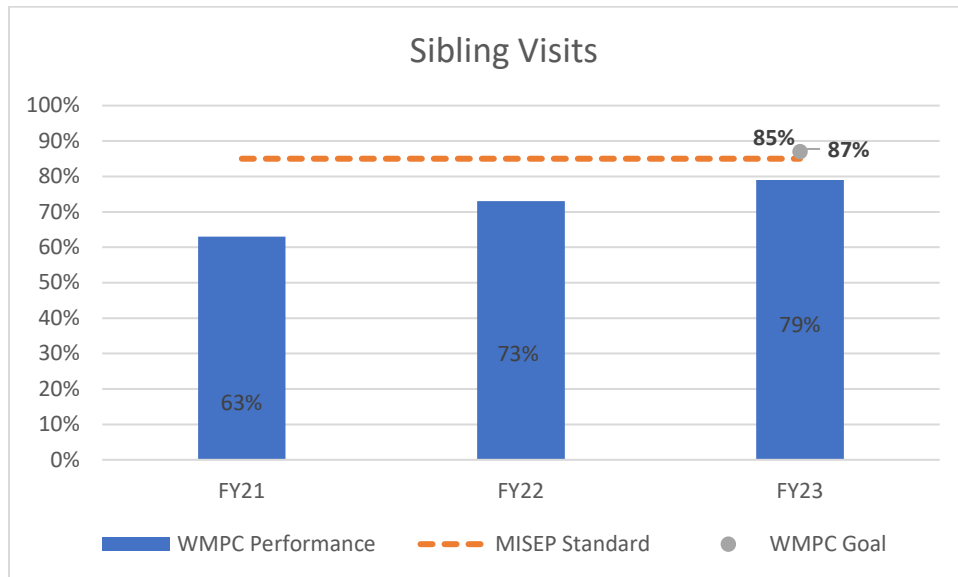
The Grantee shall achieve the following annual goals the conclusion of each fiscal year:

- FY23 6% increase (79%)
- FY24 5% increase (84%)
- FY25 1% increase (85%)

FY23 Performance: 87%

FY22 Performance: 73%

FY21 Performance: 63%



Source: Data retrieved from Data Warehouse on January 30, 2024

### 5. Return Home visits – **Goal Achieved**

The caseworker must have weekly face-to-face contact in the home with at least 95% of the families (parent/legal guardian and the child) for the first month following reunification or parental placement, with at least one contact each month being a private meeting between the child and the caseworker in accordance with FOM.

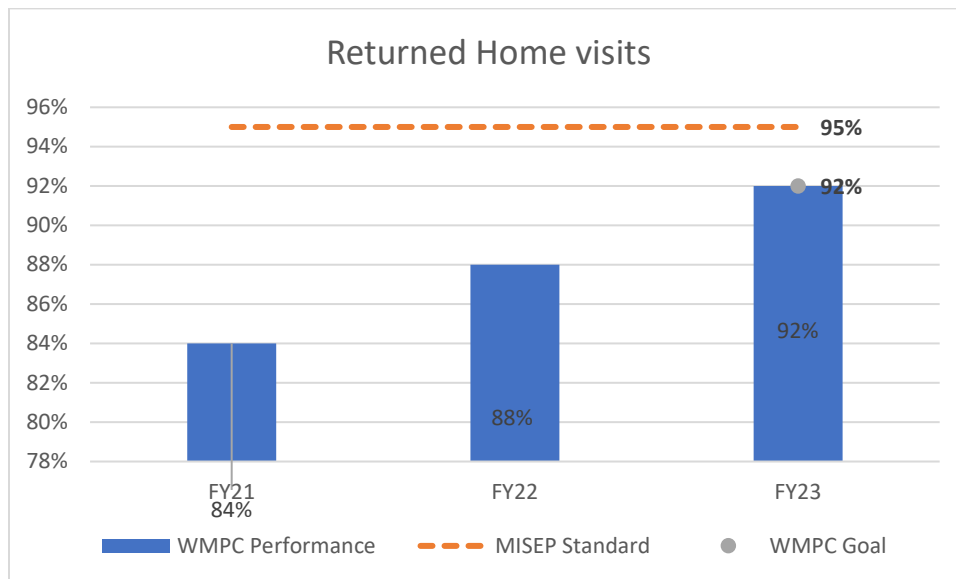
The Grantee shall achieve the following annual goals the conclusion of each fiscal year:

- FY23 4% increase (92%)
- FY24 2% increase (94%)
- FY25 1% increase (95%)

FY23 Performance: 92%

FY22 Performance: 88%

FY21 Performance: 84%



Source: Data retrieved from Data Warehouse on January 30, 2024

## Well-being

### 6. Medical – Initial – **Goal Not Achieved**

At least 85% of children supervised by the Grantee will have an initial medical examination within 30 days of the child’s entry into foster care.

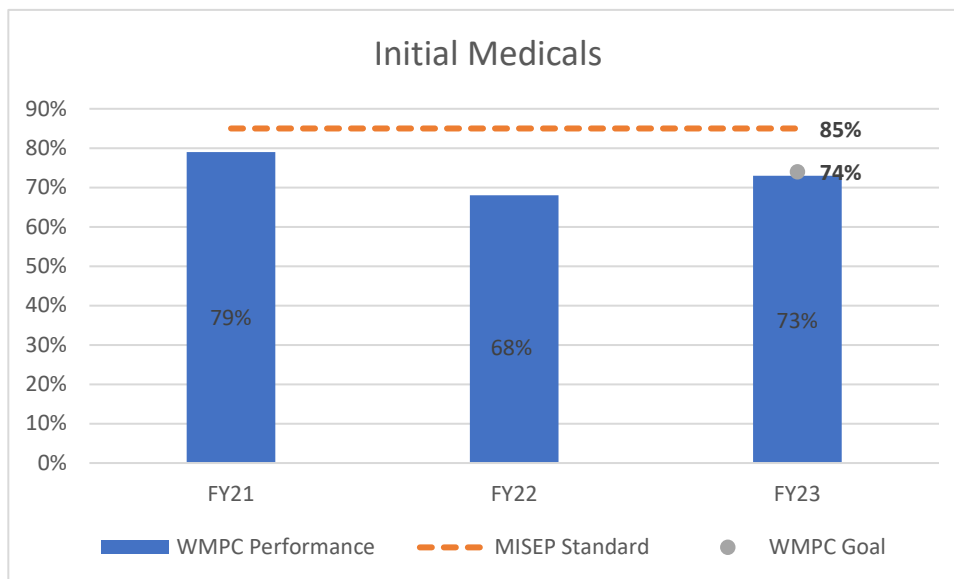
The Grantee shall achieve the following annual goals at the conclusion of each fiscal year:

- FY23 6% increase (74%)
- FY24 6% increase (80%)
- FY25 5% increase (85%)

FY23 Performance: 73%

FY22 Performance: 68%

FY21 Performance: 79%



Source: Data retrieved from DTMB on January 30, 2024



### 7. Medical – Periodic (Well Child/Yearly) – **Goal Not Achieved**

Following an initial medical examination, at least 95% of children supervised by the Grantee shall receive periodic and ongoing medical examinations and screenings according to the guidelines set forth by the American Academy of Pediatrics.

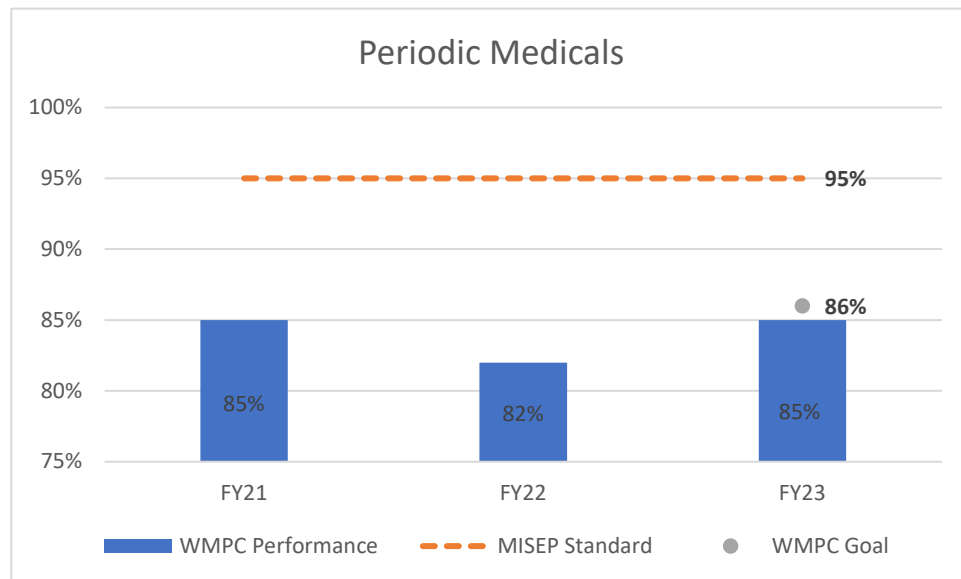
The Grantee shall achieve the following annual goals at the conclusion of each fiscal year:

- FY23 4% increase (86%)
- FY24 4% increase (90%)
- FY25 5% increase (95%)

FY23 Performance: 85%

FY22 Performance: 82%

FY21 Performance: 85%



Source: Data retrieved from Data Warehouse on January 30, 2024

### 8. Initial Dentals – Goal Achieved

At least 90% of children shall have an initial dental examination within 90 days of the child’s entry into care.

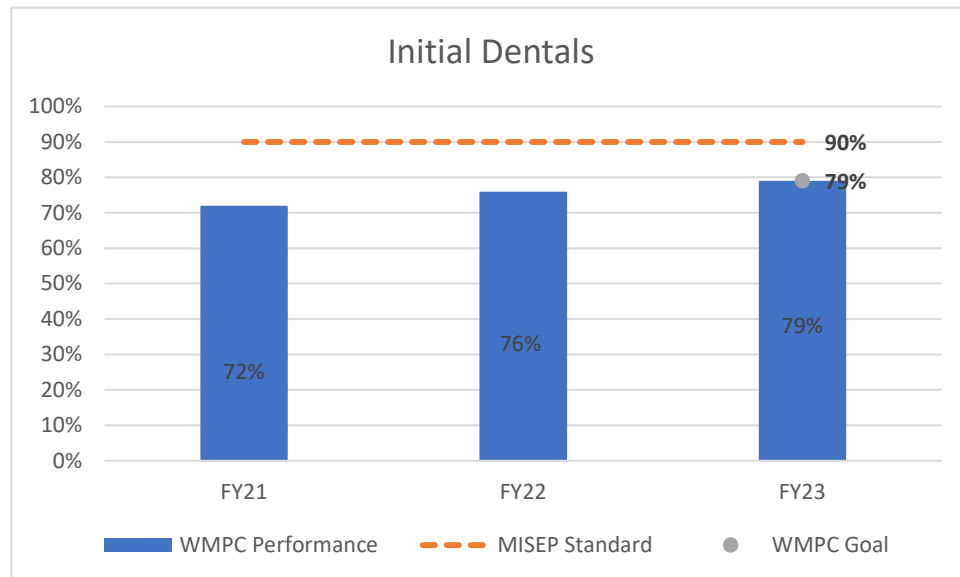
The Grantee shall achieve the following annual goals at the conclusion of each fiscal year:

- FY23 3% increase (79%)
- FY24 4% increase (83%)
- FY25 5% increase (88%)

FY23 Performance: 79%

FY22 Performance: 76%

FY21 Performance: 72%



Source: Data retrieved from Data Warehouse on January 30, 2024

### 9. Periodic Dentals – Goal Not Achieved

Following an initial dental examination, at least 95% of children supervised by the Grantee shall receive periodic and ongoing dental examinations and screenings according to the guidelines set forth by the American Academy of Pediatrics.

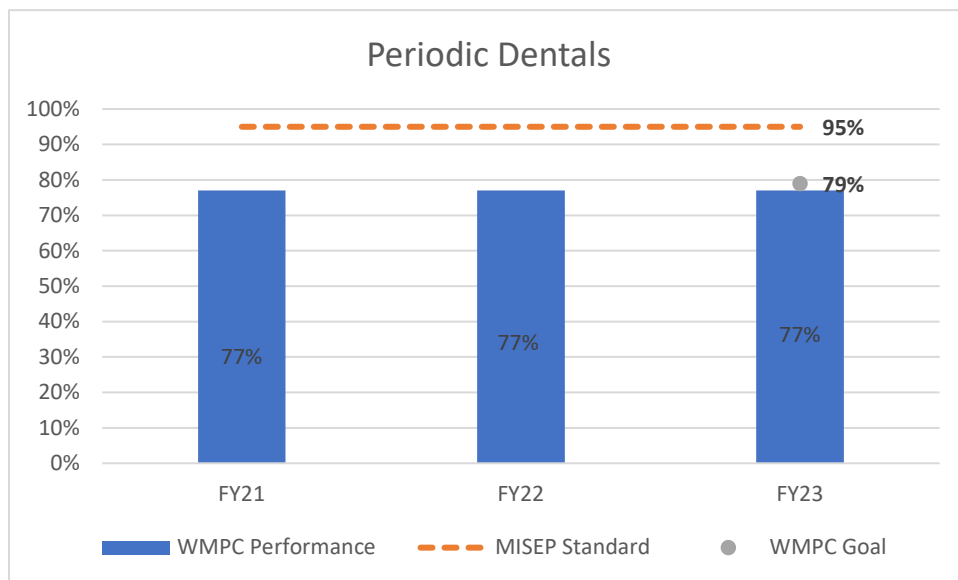
The Grantee shall achieve the following annual goals at the conclusion of each fiscal year:

- FY23 2% increase (79%)
- FY24 3% increase (82%)
- FY25 4% increase (86%)

FY23 Performance: 77%

FY22 Performance: 77%

FY21 Performance: 77%



Source: Data retrieved from Data Warehouse on January 30, 2024

## Safety

### 10. ISP Timely Completion – Goal Achieved

At least 95% of children supervised by the Grantee shall have an initial service plan completed within 30 days of entry into foster care and quarterly thereafter in accordance with the guidelines in FOM.

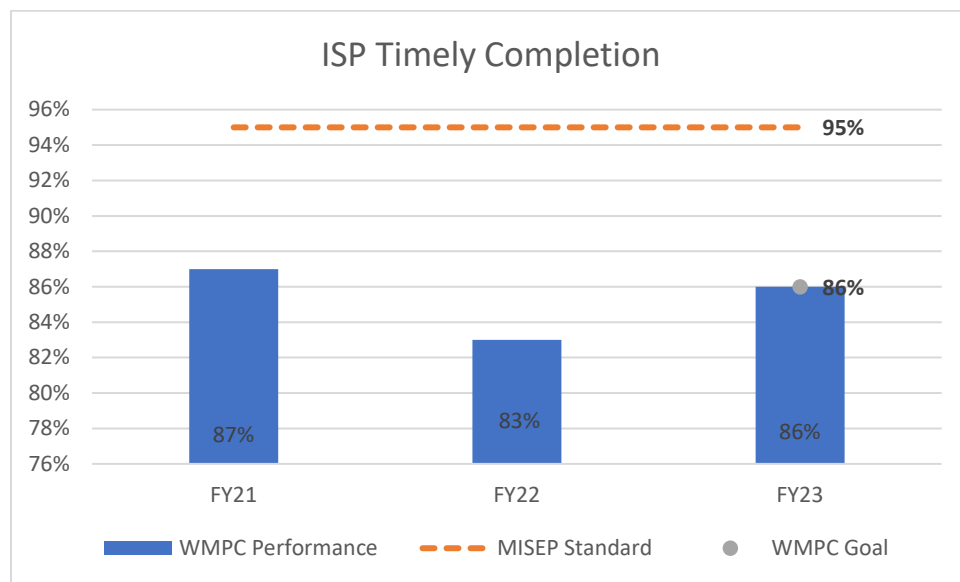
The Grantee shall achieve the following annual goals at the conclusion of each fiscal year:

- FY23 3% increase (86%)
- FY24 4% increase (90%)
- FY25 5% increase (95%)

FY23 Performance: 86%

FY22 Performance: 83%

FY21 Performance: 87%



Source: Data retrieved from Data Warehouse on January 30, 2024

### 11. Service Plan Timely Approval – **Goal Achieved**

At least 95% of children supervised by the Grantee shall have a case service plan approved within 14 days of case worker submission to the supervisor for review.

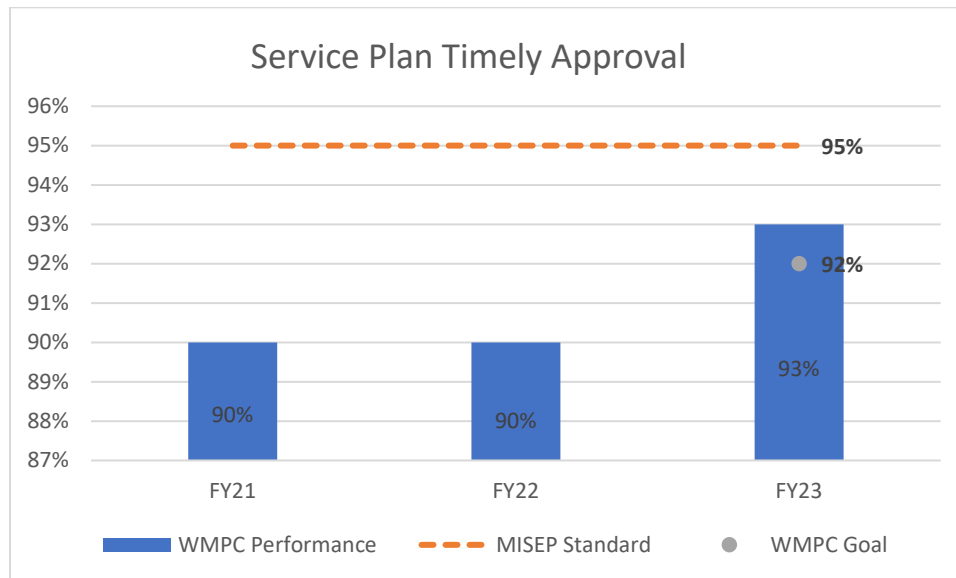
The Grantee shall achieve the following annual goals at the conclusion of each fiscal year:

- FY23 2% increase (92%)
- FY24 2% increase (94%)
- FY25 1% increase (95%)

FY23 Performance: 93%

FY22 Performance: 90%

FY21 Performance: 90%



Source: Data retrieved from Data Warehouse on January 30, 2024

## 12. Licensed Unrelated Foster Homes – **Goal Not Achieved**

Unrelated foster homes will successfully complete the licensing process will meet the Adoption Foster Parent Recruitment and Retention (AFPRR) annual goal through FY25.

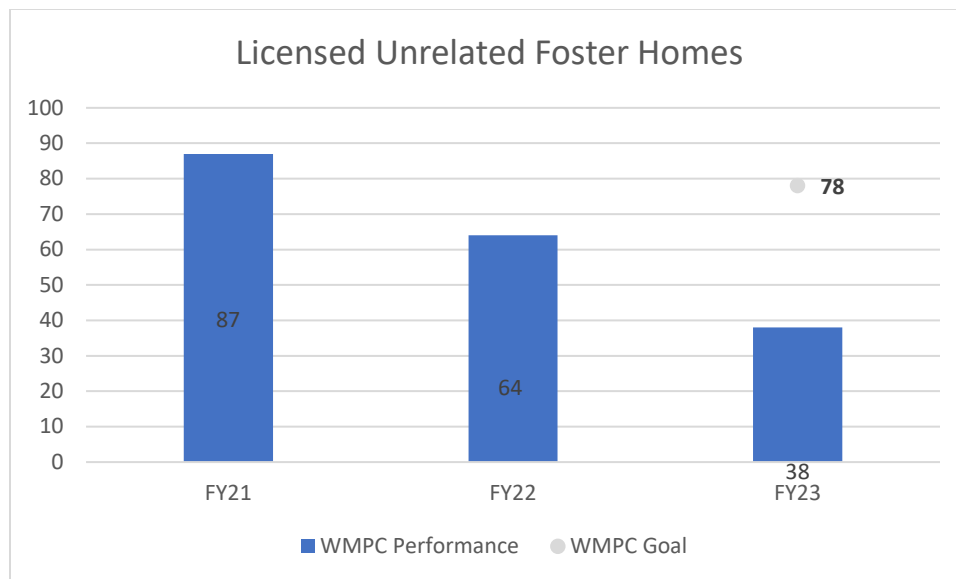
The Grantee shall achieve the following annual goals at the conclusion of each fiscal year:

- FY23 78 Licensed homes
- FY24 To Be Determined
- FY25 To Be Determined

FY23 Performance: 87

FY22 Performance: 64

FY21 Performance: 38



Source: Data received from WMPC

### 13. Relative Placements Licensed – **Goal Achieved**

The percentage of relative provider licensed of total relative providers available each fiscal year will increase by 1% each year.

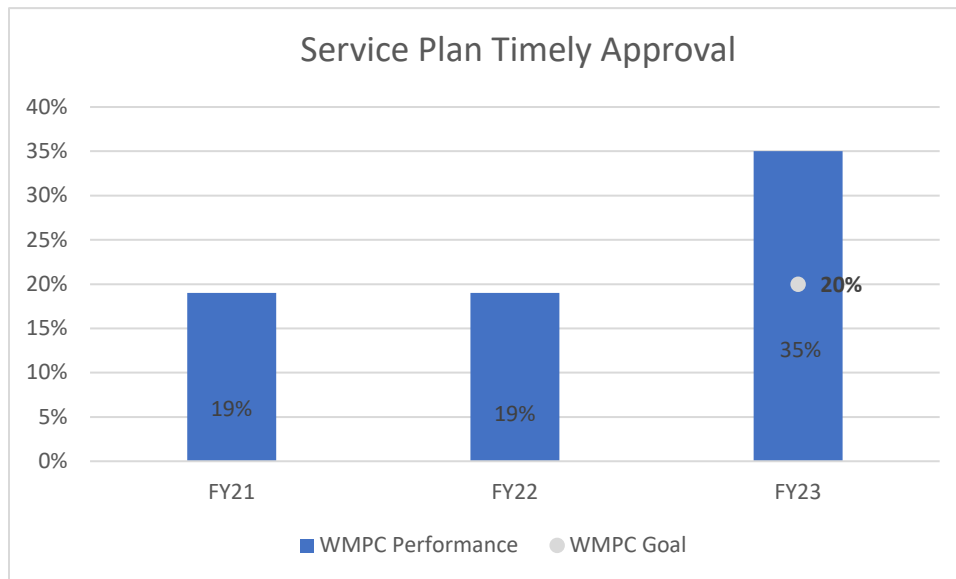
The Grantee shall achieve the following annual goals at the conclusion of each fiscal year:

- FY23 1% Increase (20%)
- FY24 1% increase (21%)
- FY25 1% increase (22%)

FY23 Performance: 35%

FY22 Performance: 19%

FY21 Performance: 19%



Source: Data received from WMPC