

## West Michigan Partnership for Children

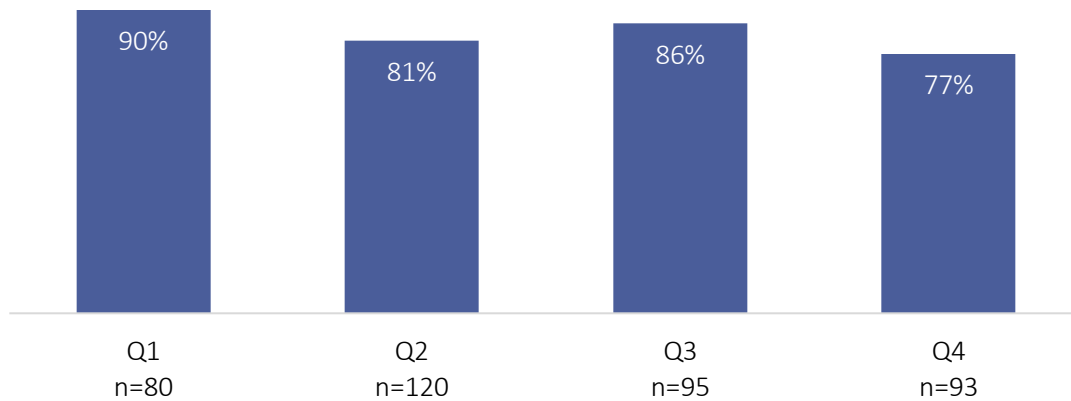
### Quarter One vs. Quarter Two vs. Quarter Three vs. Quarter Four

#### Progress Report

#### Medical Initial

*Performance Measure: No fewer than 85% of children shall have an initial medical examination within 30 days of removal.*

The percent of initial medical exams completed on time decreased from Q1 to Q2 and increased from Q2 to Q3, then decreased in the final quarter.

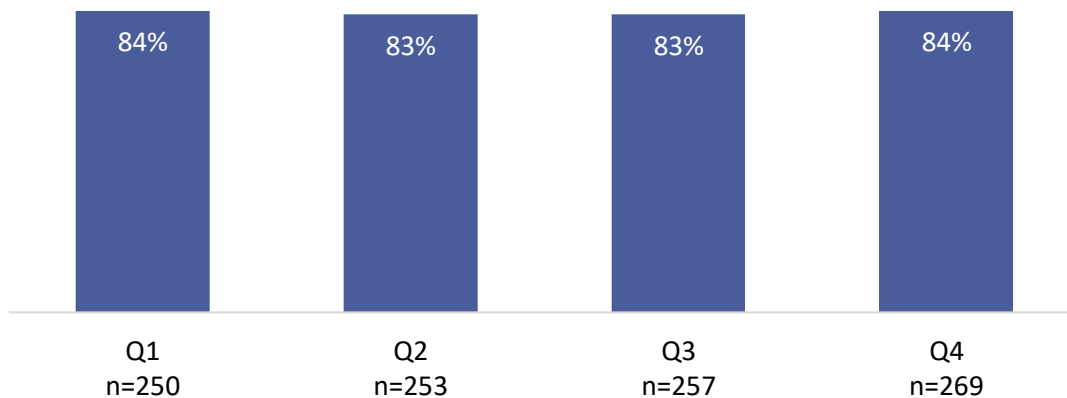


Source: MISACWIS Initial Medical Exam Timeliness Info View Report, retrieved 8/27/18.

#### Medical Yearly

*Performance Measure: Following an initial medical examination, at least 95% of children shall receive yearly (up to 14 months from the previous exam) medical examinations and screenings.*

The percent of early/periodic medical exams completed on time stayed about the same from Q1 to Q4.

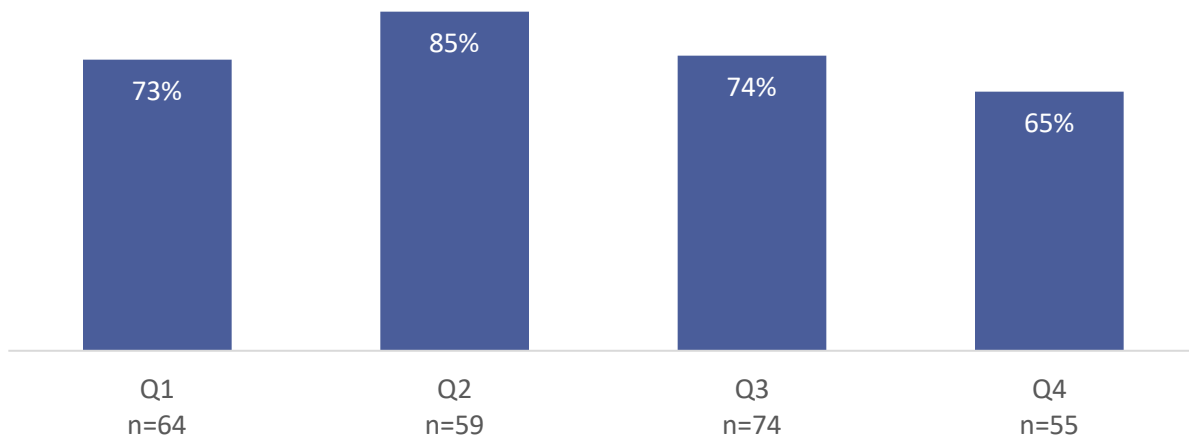


Source: MISACWIS Medical Exam Timeliness Info View Report, retrieved 8/27/18.

## Dental Initial

*Performance Measure: No fewer than 90% of children shall have an initial dental examination within 90 days of removal unless the child has had an exam within six months prior to placement or the child is less than four years of age.*

The percent of initial dental exams completed on time increased from Q1 to Q2 and decreased from Q2 to Q4.

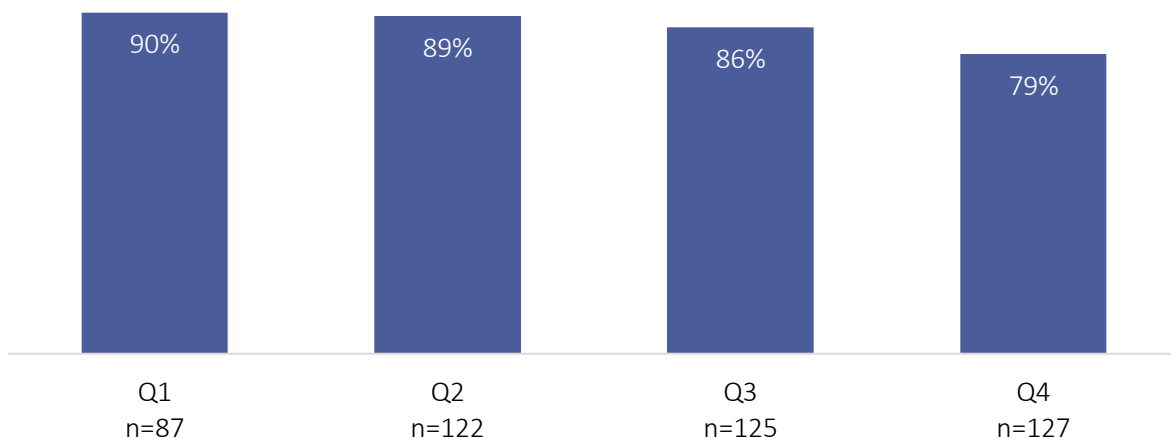


Source: MiSACWIS Dental Exam Timeliness Info View Report, retrieved 8/27/18 and 1/11/19.

## Dental Yearly

*Performance Measure: No fewer than 95% of children shall have a dental examination at least every 12 months.*

The percent of yearly dental exams completed on time decreased from Q1 to Q4.

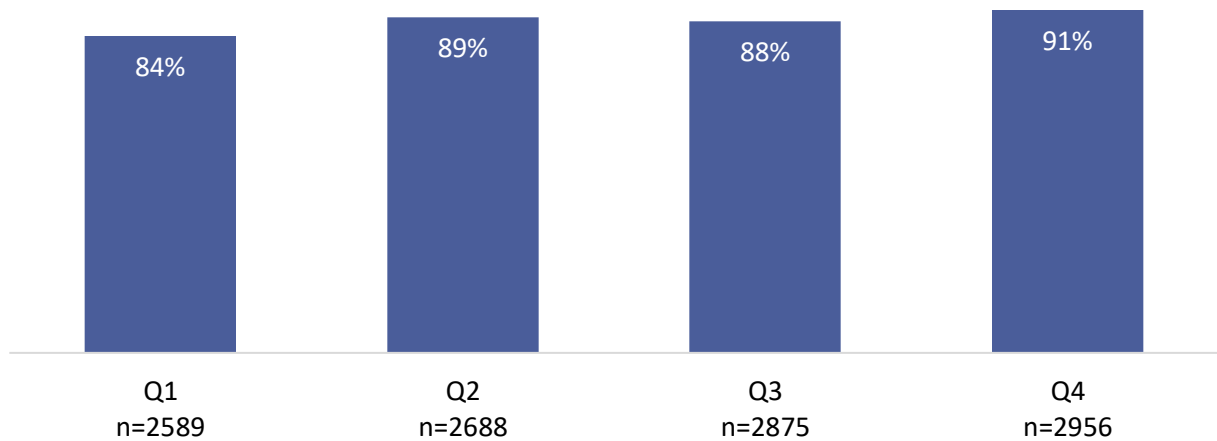


Source: MiSACWIS Dental Exam Timeliness Info View Report, retrieved 8/27/18 and 1/11/19.

## Worker – Child Visits

*Performance Measure: No fewer than 95% of children shall be visited by their assigned worker.*

The percent of timely worker-child visits stayed about the same from Q2 to Q3.

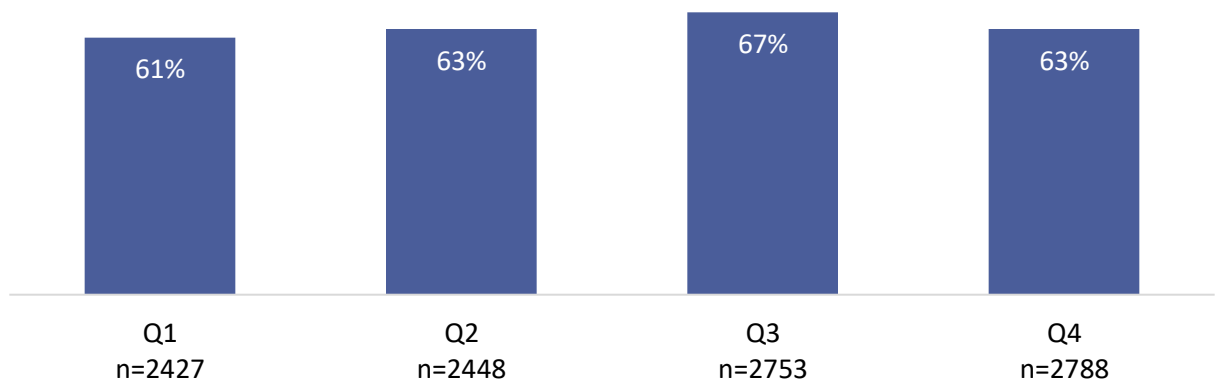


*Source: MiSACWIS Social Work Contacts Timeliness Info View Report, retrieved 8/27/18 and 1/11/18.*

## Worker – Parent Visits

*Performance Measure: The child's caseworker shall have face-to-face contacts with the child's parent(s) for no fewer than 85% of the children with a permanency goal of reunification.*

The percent of timely worker-parent visits increased from Q1 to Q3.

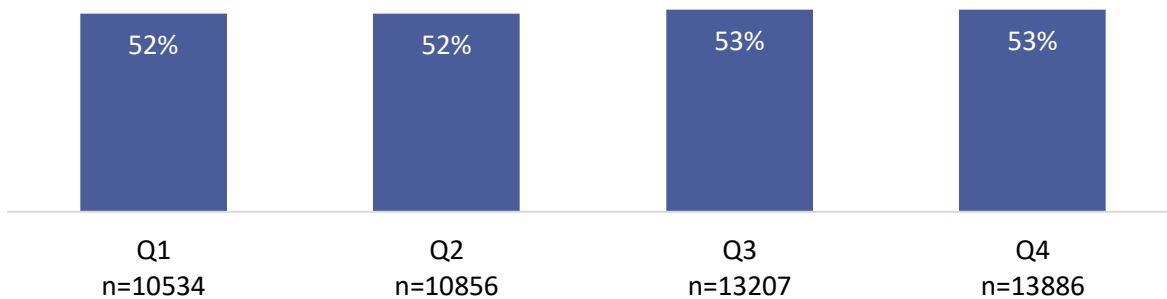


*Source: MiSACWIS Social Work Contacts Timeliness Info View Report, retrieved 8/27/18 and 1/11/19.*

## Parent – Child Visits

*Performance Measure: No fewer than 85% of children with a goal of reunification shall have visitation with their parent(s) at least weekly for youth six years old or older and at least twice per week for youth 0-5 years old.*

The percent of timely parent-child visits stayed about the same from Q1 to Q4.

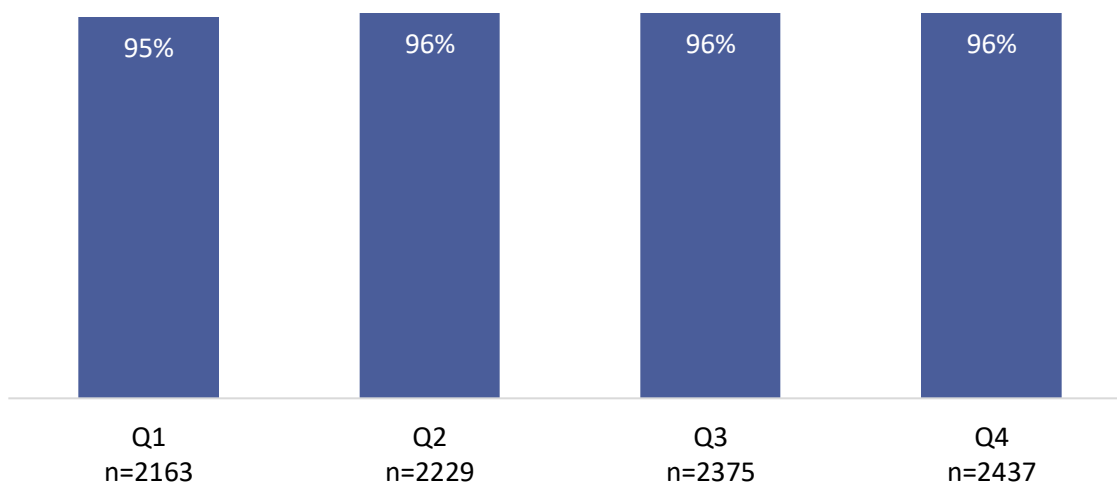


Source: MiSACWIS Social Work Contacts Timeliness Info View Report, retrieved 8/27/18 and 1/11/19.

## Worker – Supervisor Visits

*Performance Measure: No fewer than 95% of supervisors shall meet at least monthly with each assigned case worker to review the status and progress of each case on the worker's caseload.*

The percent of timely worker-supervisor meetings stayed about the same from Q1 to Q4.

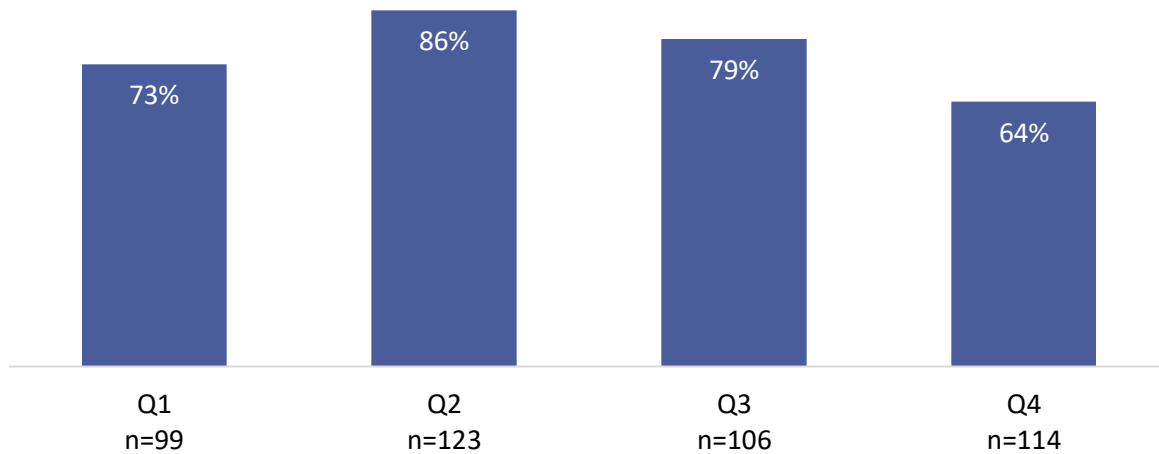


Source: MiSACWIS Social Work Contacts Timeliness Info View Report, retrieved 8/27/18 and 1/11/19.

## Initial Service Plans

*Performance Measure: No fewer than 95% of children shall have an initial service plan completed within 30 days of entry into foster care and quarterly thereafter.*

The percent of timely ISP's increased from Q1 to Q2 and decreased from Q2 to Q4.

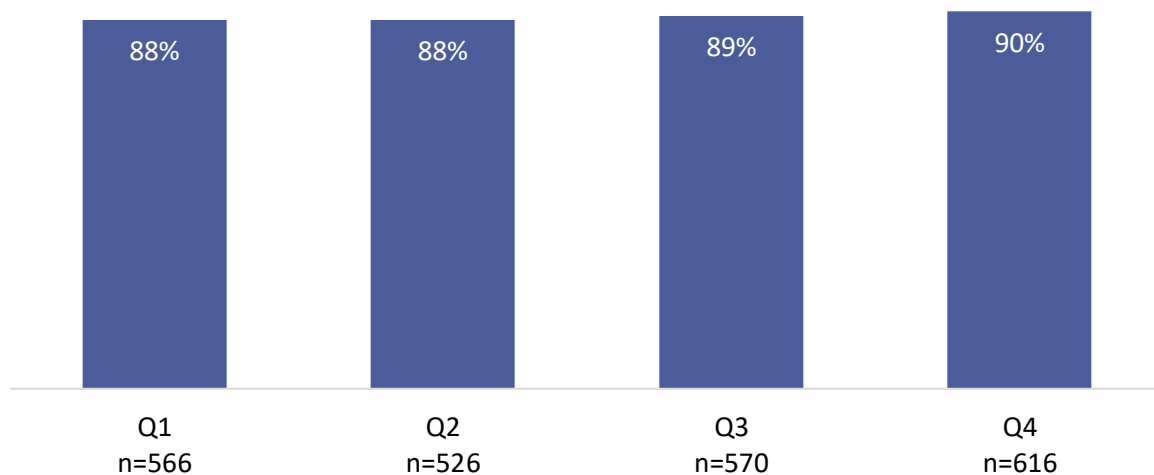


Source: MiSACWIS Caseworker Service Plan Timeliness Info View Report, retrieved 8/27/18 and 1/11/19.

## Updated Service Plans

*Performance Measure: No fewer than 95% of children shall have a service plan updated quarterly.*

The percent of USP's completed on time slightly increased from Q1 to Q4.

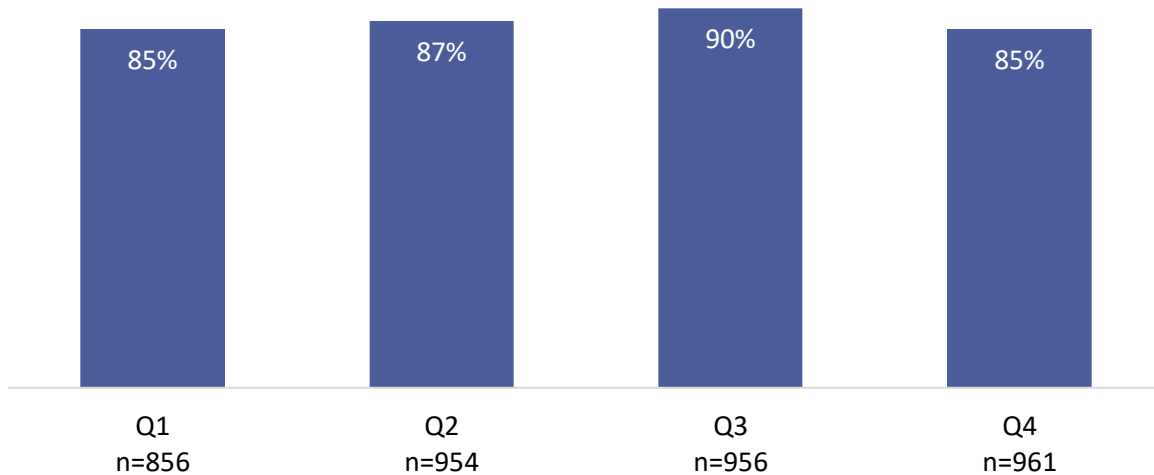


Source: MiSACWIS Caseworker Service Plan Timeliness Info View Report, retrieved 8/27/18.

## Plan Approvals

*Performance Measure: No fewer than 95% of children shall have a case service plan approved within 14 days of case worker submission to the supervisor for review.*

The percent of timely plan approvals steadily increased from Q1 to Q3, and then decreased in Q4.



Source: MISACWIS Supervisor Service Plan Approval Timeliness Info View Report, retrieved 8/27/18.

## Child and Family Service Review Outcomes

CFSR Permanency Measure	Quarter 1 (January YTD)	Quarter 2 (April YTD)	Quarter 3 (July TYD)	Quarter 4 (September YTD)	Benchmark
Permanency: 12 Months	26.6% (135)	25.6% (122)	21.4%	21.9%	≥ 40.5%
Permanency: 12-23 Months	46.6% (122)	44% (109)	40.8%	40.4%	≥ 43.5%
Permanency: 24+ Months	37.2% (70)	40.9 (83)	40.9%	36.6%	≥ 30.3%
Re-entry	2.4% (3)	1.8% (2)	1.9%	5.0%	≤ 8.3%
Placement Stability	3.3 moves (273)	3.3 moves (278)	3.3	3.2	≤ 4.1

Source: University of Michigan Child and Adolescent Data Lab CFSR in Michigan, retrieved from <http://ssw-datalab.org/project/cfsr-in-michigan/>, 9/5/18 and 1/11/19.

There is currently no data available to monitor the following outcomes:

**Child and Family Service Review Outcomes**

- Maltreatment in Care

**Key Performance Indicators**

- Adoption Disruption and Dissolution
- Adoption Finalizations