



WMPAC Network Performance Report

WMPC Quarterly Performance Report



Addressing Safety, Permanency, and Well-being for Children in Foster Care in Kent County

West Michigan Partnership for Children (WMPC) is a nonprofit organization in Kent County that is facilitating a performance-based funding model through a contract with the Michigan Department of Health and Human Services (MDHHS). The performance-based funding model is intended to improve outcomes for children and families; allow for the effective allocation of resources to promote local service innovation; create service efficiencies; and incentivize service providing agencies to be accountable for achieving performance standards. This report outlines performance measures that indicate how the WMPC network is achieving the intended outcomes.

Safety, Permanency, and Well-being are the three goals of the Federal Child and Family Services Review (CFSR) and are best interest principles for the West Michigan Partnership for Children foster care network. To oversee progress toward these principles, WMPC monitors over 30 measures governed by three primary entities; Modified Implementation, Sustainability, and Exit Plan (MISEP) Key Performance Indicators (KPIs), Federal Child and Family Service Review (CFSR) Performance Outcome Measures, and WMPC Network Contract Measures. All of these measures are outlined in this report.

MISEP Key Performance Indicators

Children's Rights, the State of Michigan, and the MDHHS have worked together since 2006 as an effort to reform Michigan's child welfare system. The initial Implementation, Sustainability, and Exit Plan (ISEP) was originally submitted in 2008 and in 2019 the MISEP was submitted to continue in its place. The KPIs outlined in the MISEP establish benchmarks and standards for measures that address children's safety, permanency, and well-being while in care. Adjusted measures designed with MDHHS went into effect FY 2020. Several benchmarks were revised to include incremental yearly increases, which was more realistic given Kent County and statewide historical performance. Along with these additions and adjustments, WMPC continues to be held accountable for all the state Key Performance Indicators.

Federal Performance Outcome Measures

These measures correspond with the Children's Bureau data measures outlined in the Child and Family Service Reviews (CFSRs), or reviews of state's child welfare systems, to see progress toward federal standards and engage systems in improving families' experiences. WMPC receives County and consortium data measures aligned with CFSRs. Similarly to MISEP, KPI adjustments implemented in FY 2020, permanency benchmarks were revised to include incremental yearly increases. WMPC continues to be held accountable for all Federal Child and Family Services Review data measures.

WMPC Network Contract Measures

The WMPC network has implemented additional performance measures in FY2019, FY2020, and FY2021. These measures are centered around the impact foster care has on children and families and are related to residential and shelter utilization, increasing community, in-county, and relative placements, and licensing more relative and non-relative foster homes.

WMPC Quarterly Performance Report



Total Children in Care

452

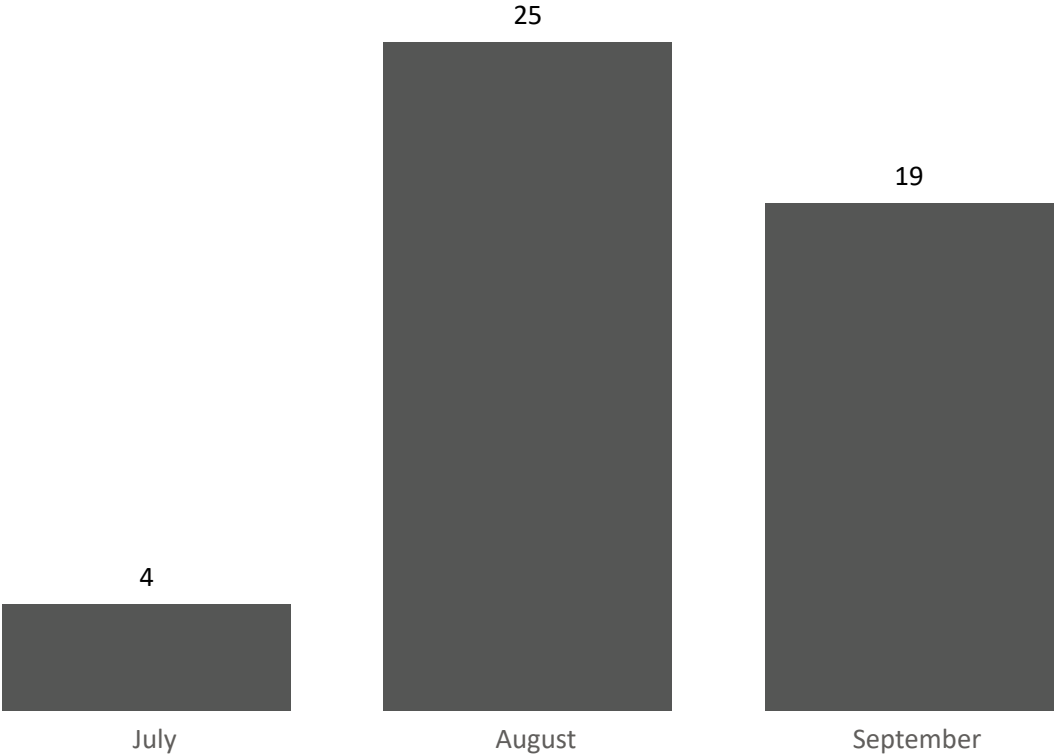
Children Exiting Care

55

Children Entering Care

48

Children Entering Care By Month



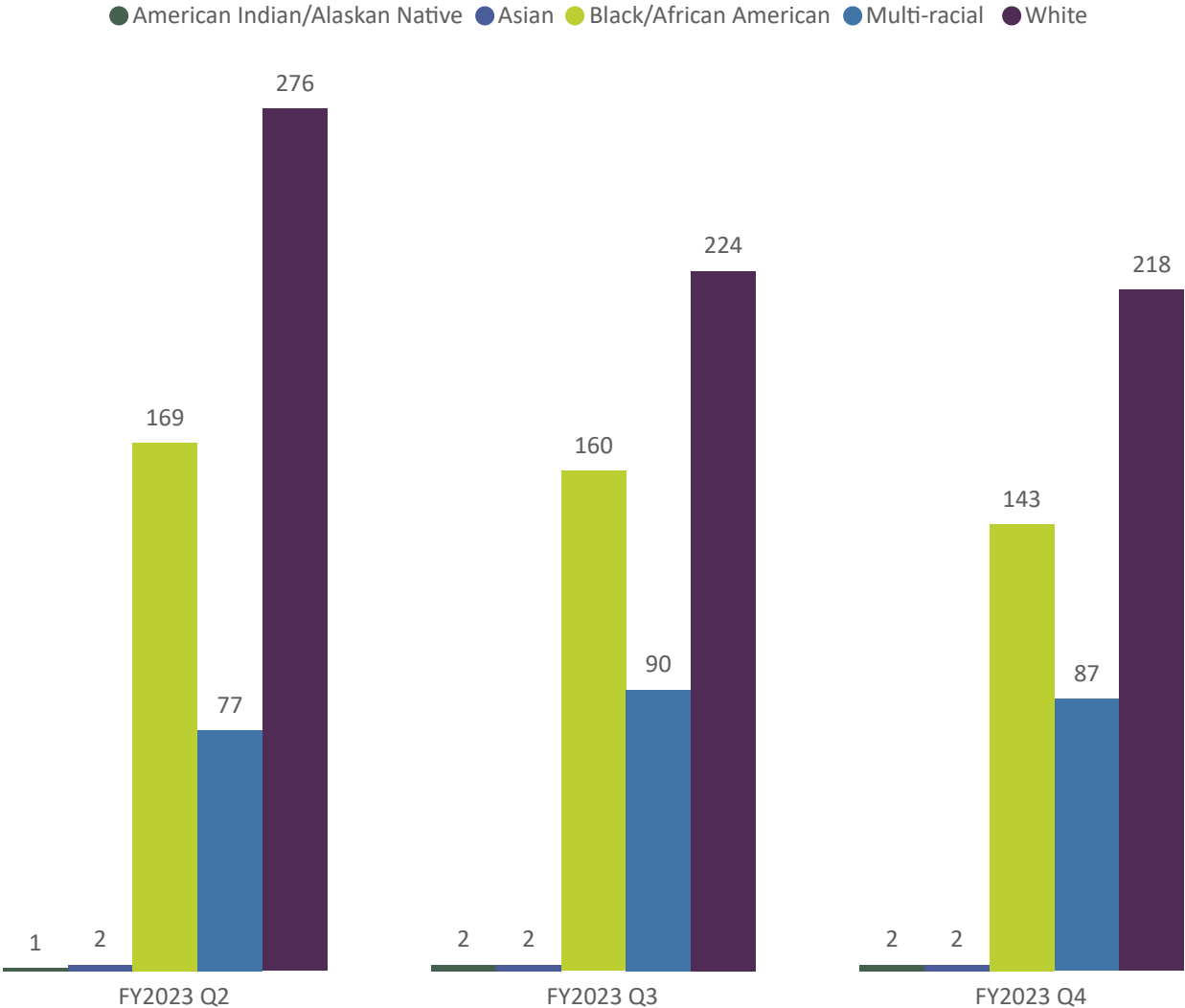
WMPC Quarterly Performance Report

Race and Children in Foster Care



Children in Care by Last Quarters

In the last 3 quarters in FY2023, there were more White children in care than any other race. WMPC's total population of children in care continues to decrease. The number of Black/African American children in care has started to decrease at the same rate as White children in care as seen in FY2023 Q3 and FY2023 Q4. This will effect the overall proportionality of children in foster care.



Source: WMPC Foster Care Population: Mindshare Active Child List, FY23 Q2 FY23 Q3, FY23Q4, accessed 10/2023

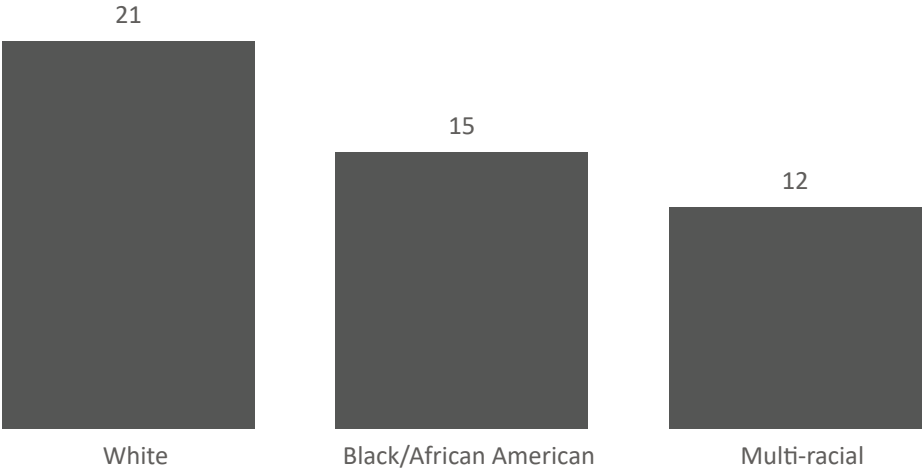
WMPC Quarterly Performance Report

Race and Children in Foster Care Intakes and Exits



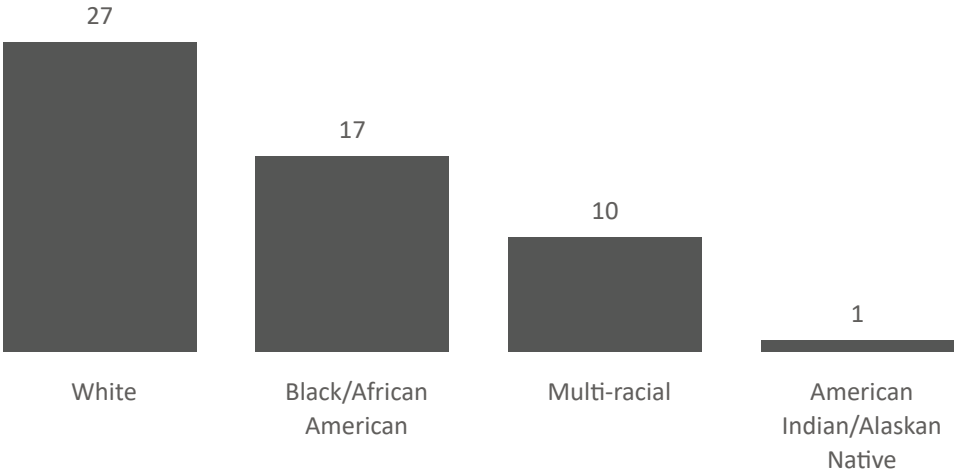
Children Entering Foster Care in FY2023 Q4

48



Children Leaving Foster Care in FY2023 Q4

55



FY2023 Q4

Source: WMPC Foster Care Population: Mindshare Active Child List FY23Q4, accessed 10/2023

WMPC Quarterly Performance Report

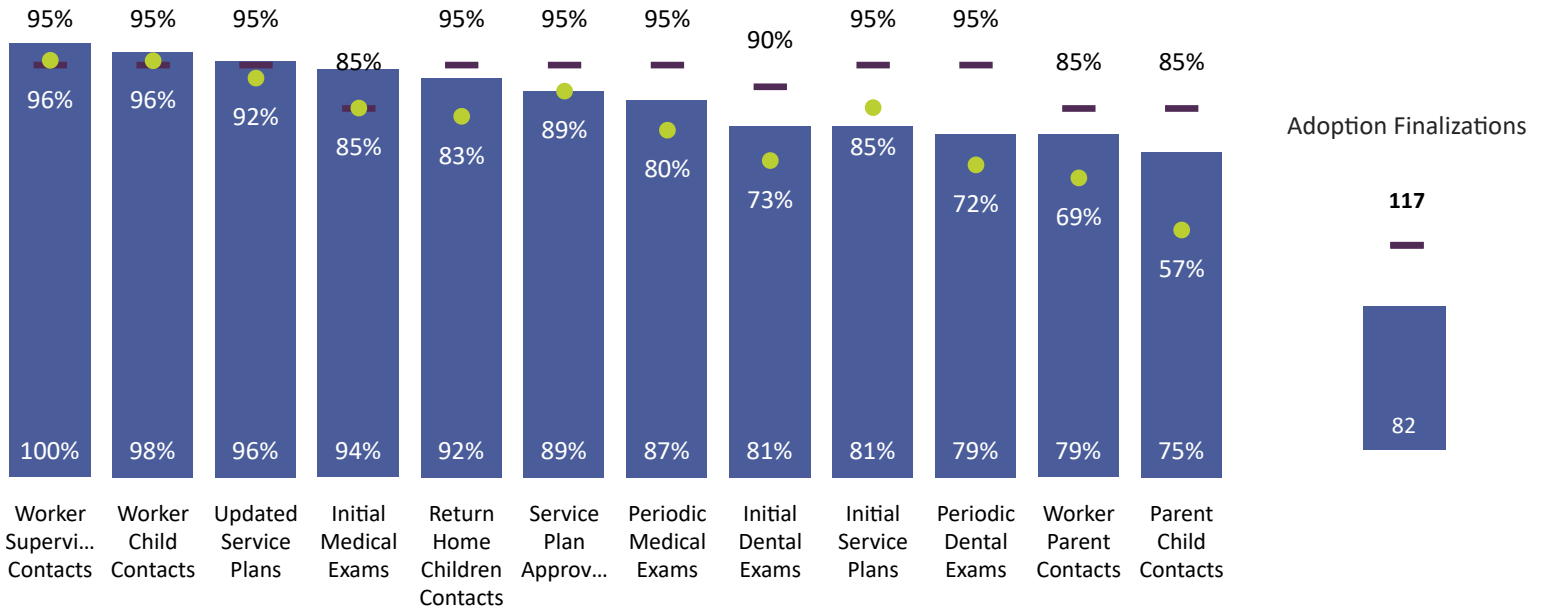
The WMPC Network met contractual requirements for 10 of the 30 performance measures in FY2023 Q4.



MISEP Key Performance Indicators

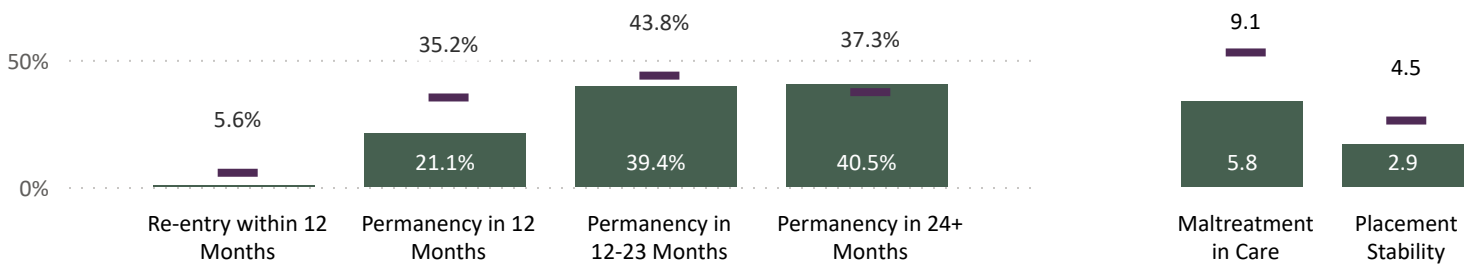
The WMPC Network exceeded the contractual requirement for four MISEP measures. However, WMPC network met or exceeded State state average on 11 MISEP measures.

● Actual Performance — Benchmark ● State Performance



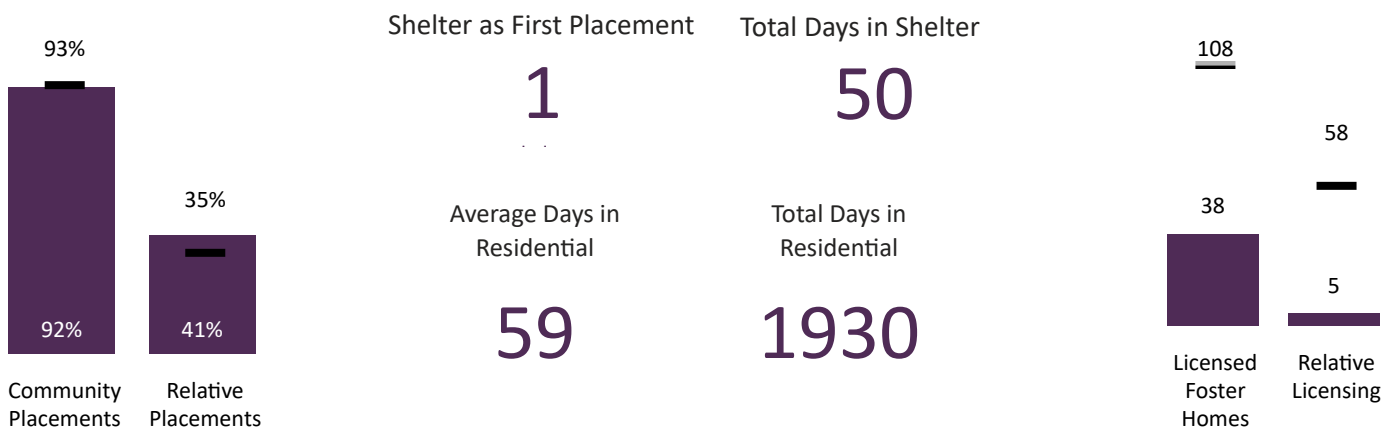
Federal Performance Outcome Measures

The WMPC Network met the contractual requirement for four of the six federal measures. These measures include Permanency in 24+ months, Re-entry within 12 Months, Maltreatment in Care, and Placement Stability.



WMPC Network Contract Measures

The network met the requirements for five of the six federal measures. These measures are highlighted in purple and include Shelter as First Placement, Total Days in Shelter, Total Days in Residential, and Percent of Population in Residential.



WMPC Quarterly Performance Report

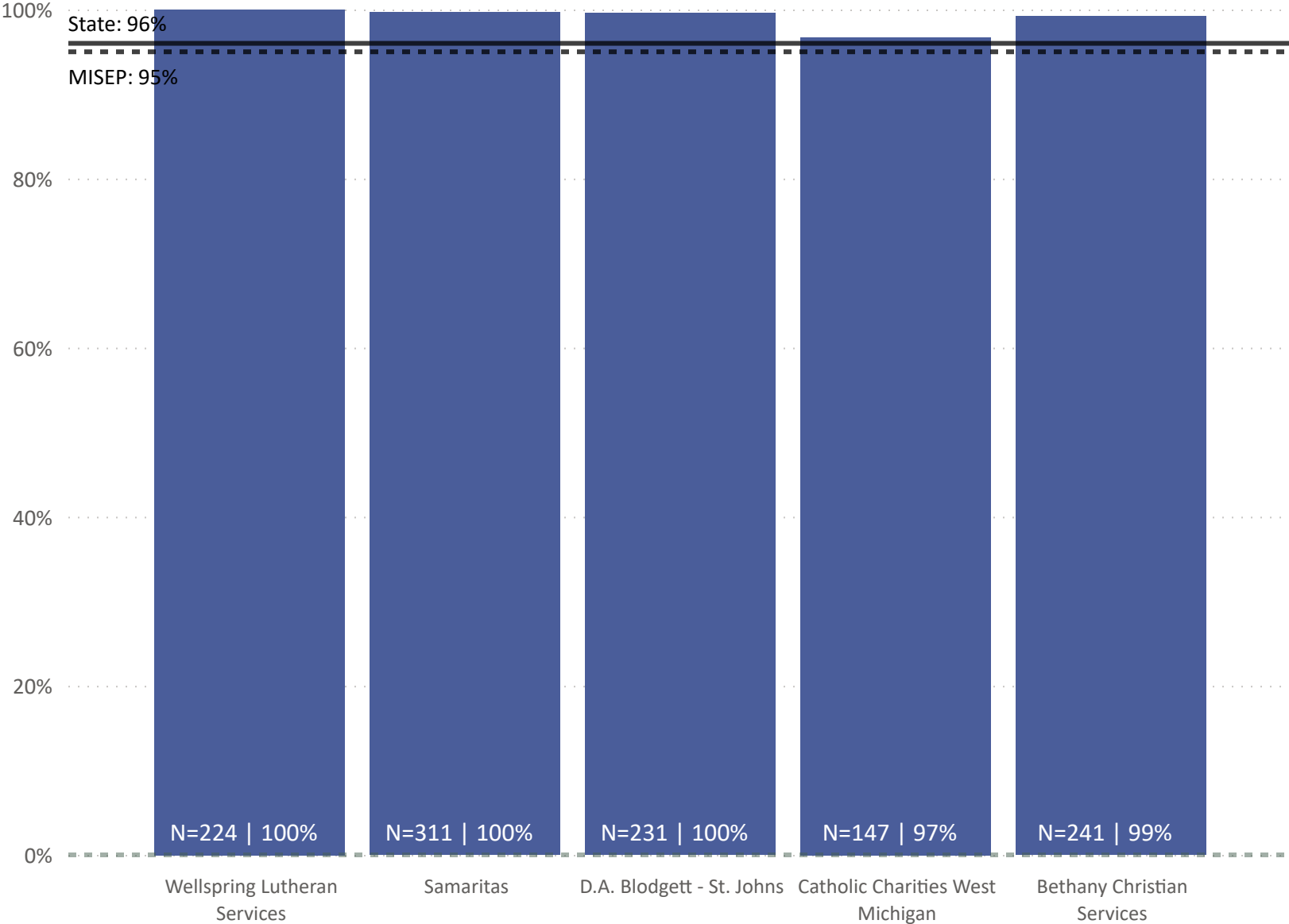


Worker-Supervisor Contacts

MISEP | Measure Definition: At least 95% of caseworkers shall meet with their assigned supervisor in accordance with the guidelines in FOM 722-06H, which states the caseworker must meet with their supervisor at least monthly for case consultation on every assigned case. Monthly case consultation may be conducted in person or by video conference.

Quarter 4 Performance

WMPC network performance was 99.7% for this measure, which exceeds both Federal benchmark and the State average. All five private foster care agencies in Kent County met both benchmarks this quarter.



WMPC Quarterly Performance Report

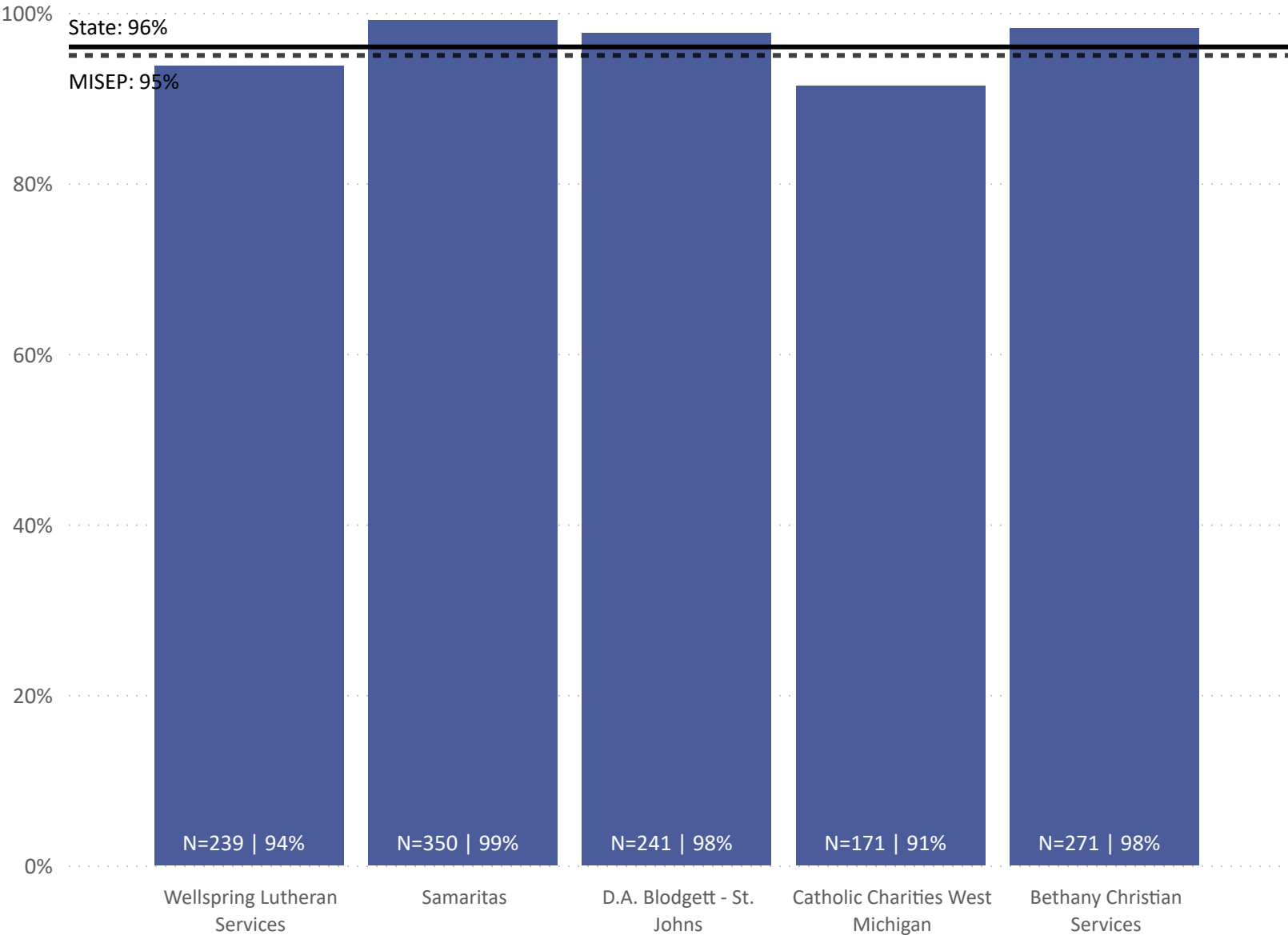


Worker-Child Contacts

MISEP | Measure Definition: At least 95% of children supervised by the Service Provider will be visited by their assigned caseworker in accordance with the guidelines in FOM 722-06H. The caseworker must have at least two face-to-face contacts per month with each child in the first two months following an initial placement or a placement change. The caseworker must have at least one face-to-face contact in the child's placement setting each subsequent calendar month.

Quarter 4 Performance

98% of all children supervised by the WMPC network were visited in accordance with MISEP requirements. Three private foster care agencies in the WMPC network exceeded both Federal benchmark and State average this quarter. Samaritas leads the network completing 99% of worker-child contacts within FY23 Q4.



WMPC Quarterly Performance Report



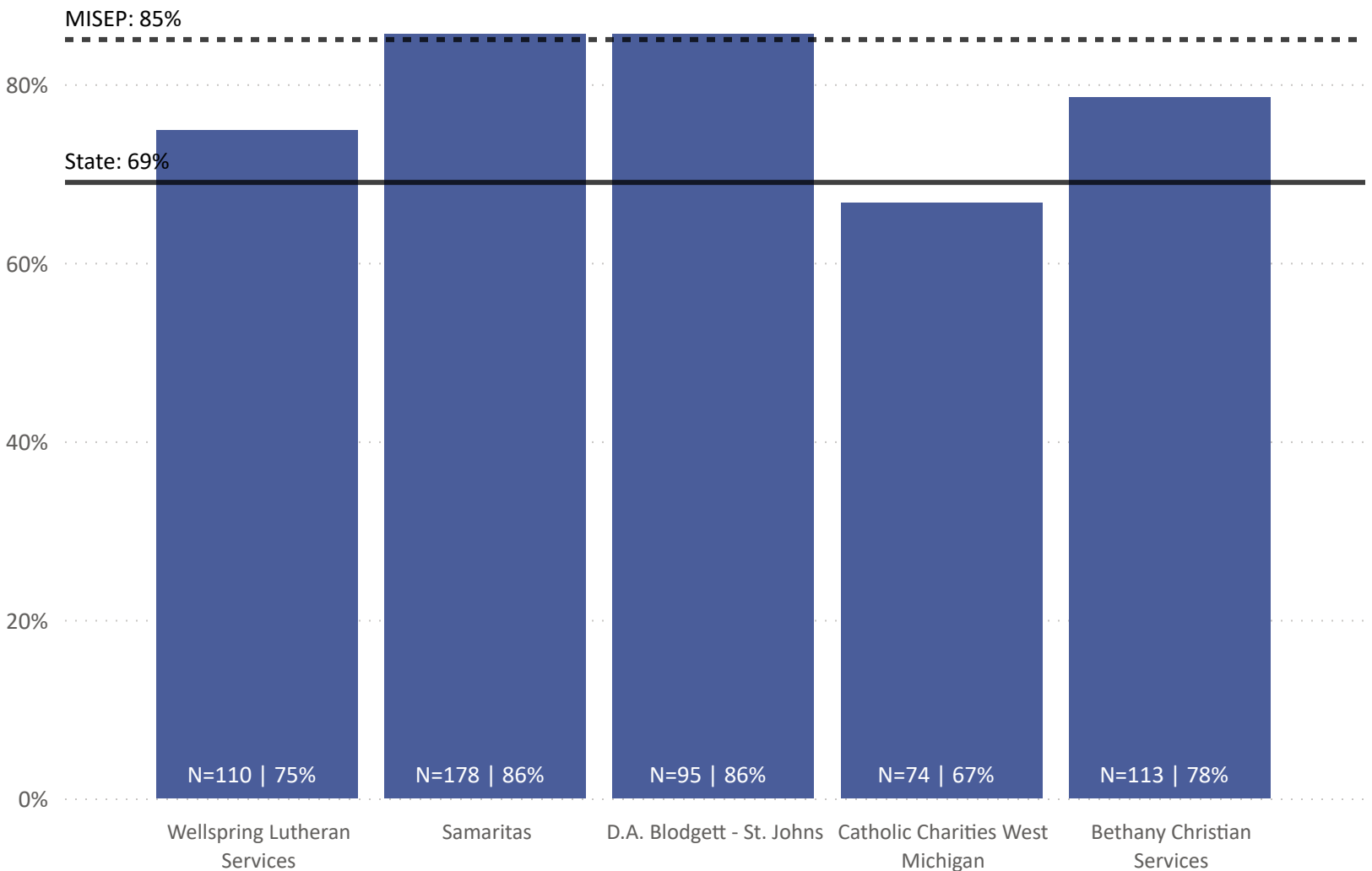
Worker-Parent Contacts

MISEP | Measure Definition: At least 85% of parents whose children have a permanency goal of reunification shall have face-to-face contact by the assigned caseworker in accordance with the guidelines in FOM 722-06H, which states the caseworker must have at least two face-to-face contacts with the legal parent or guardian, with at least one contact occurring at the parent or guardian's home or living environment, during the first month following initial out-of-home placement. In subsequent months the caseworker must have face-to-face contact with the legal parent or guardian at least once per calendar month. At least one contact each quarter must occur in the parent's residence.

WMPC Contract Amendment | Measure Definition: At least 85% of parents whose children have a permanency goal of reunification and are supervised by the Service Provider, shall have face-to-face contact by the assigned caseworker in accordance with the guidelines in FOM 722-06H by the end of FY2022 with annual goals of 71% in FY2020, 76% in FY2021, 82% in FY2022, and 75% in FY2023.

Quarter 4 Performance

79% of parents for the network were visited in accordance with MISEP and contract amendment requirements. Samaritas and D.A. Blodgett - St. Johns are the only agencies in the network meeting the MISEP benchmark. In addition, two agencies are exceeding



WMPC Quarterly Performance Report



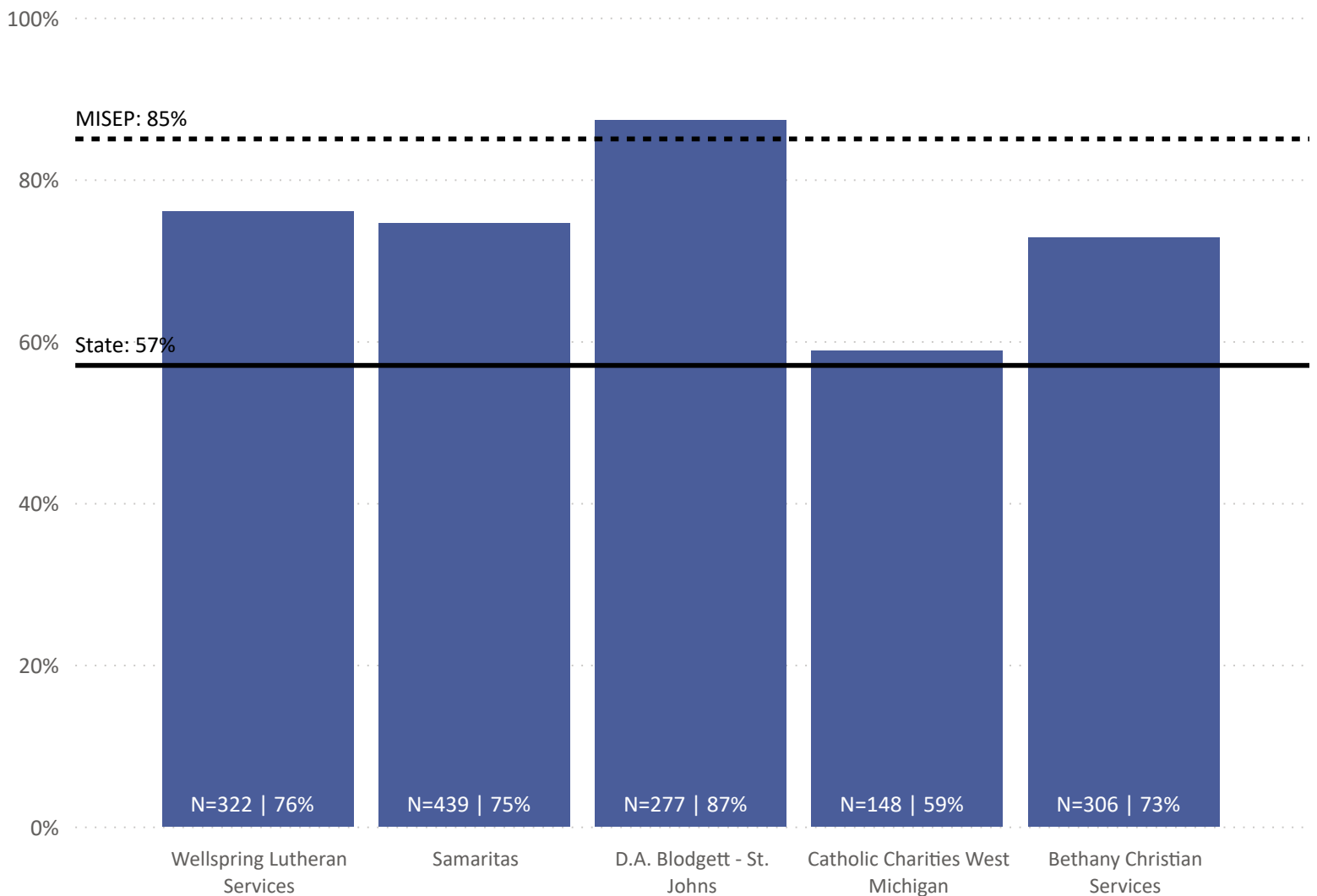
Parent-Child Contacts

MISEP | Measure Definition: No fewer than 85% of children with a goal of reunification shall have visitation with their parent(s) in accordance with Children's Foster Care Manual (FOM) 722-06I Policy. Parenting time is determined by the age of the youngest child of the sibling group in care at the time of removal. If the youngest child entered care between 0-5 years old, parenting time must occur twice per week. If the youngest sibling entered care at 6 years or older, parenting time must occur weekly.

WMPC Contract Amendment | Measure Definition: At least 66% of children with a goal of reunification shall have visitation with their parent(s) in accordance with the guidelines in FOM 722-06I Policy by the end of FY2023 with annual goals of 55% in FY2020, 59% in FY2021, 65% in FY2022, and 66% in FY2023.

Quarter 4 Performance

Seventy five percent of children with a goal of reunification had parent visits in accordance with MISEP and contract amendment requirements. All agencies in the network are surpassing state average performance of 57% for this measure. Only D.A. Blodgett - St. Johns exceeded MISEP benchmark.



FY2023 Q4

Source: MiSACWIS Infoview KC-2006 CFC Social Work Contacts Timeliness by Agency, Accessed 8/2023;
State Performance: CSA Monthly Management Report, June 2023, Prior 3 Months

WMPC Quarterly Performance Report



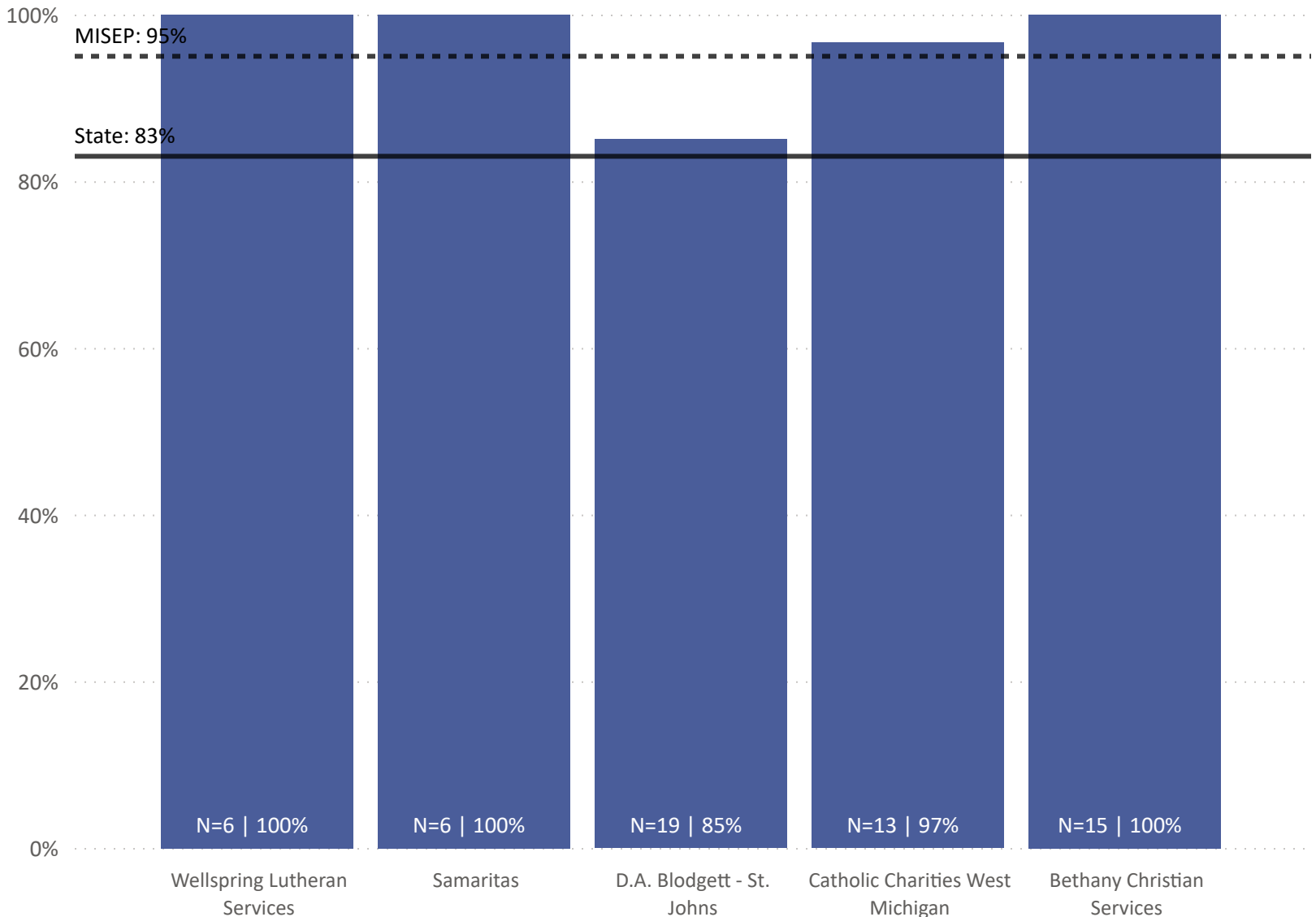
Returned Home Children Contacts

MISEP | Measure Definition: The caseworker must have weekly face-to-face contact in the home with at least 95% of the families (parent/legal guardian and the child) for the first month following reunification or parental placement, with at least one contact each month being a private meeting between the child and the caseworker.

WMPC Contract Amendment | Measure Definition: At least 92% of families that have been reunified or placed in parental home shall have visitation with a caseworker in accordance with the guidelines in FOM 722-06I Policy by the end of FY2023.

Quarter 4 Performance

92% of families in the WMPC network had caseworker face-to-face contact in accordance with MISEP requirements. Four of the five network agencies are exceeding the benchmark for contacts made with children who have returned home. Additionally, all network agencies are surpassing state average performance for this measure.



WMPC Quarterly Performance Report



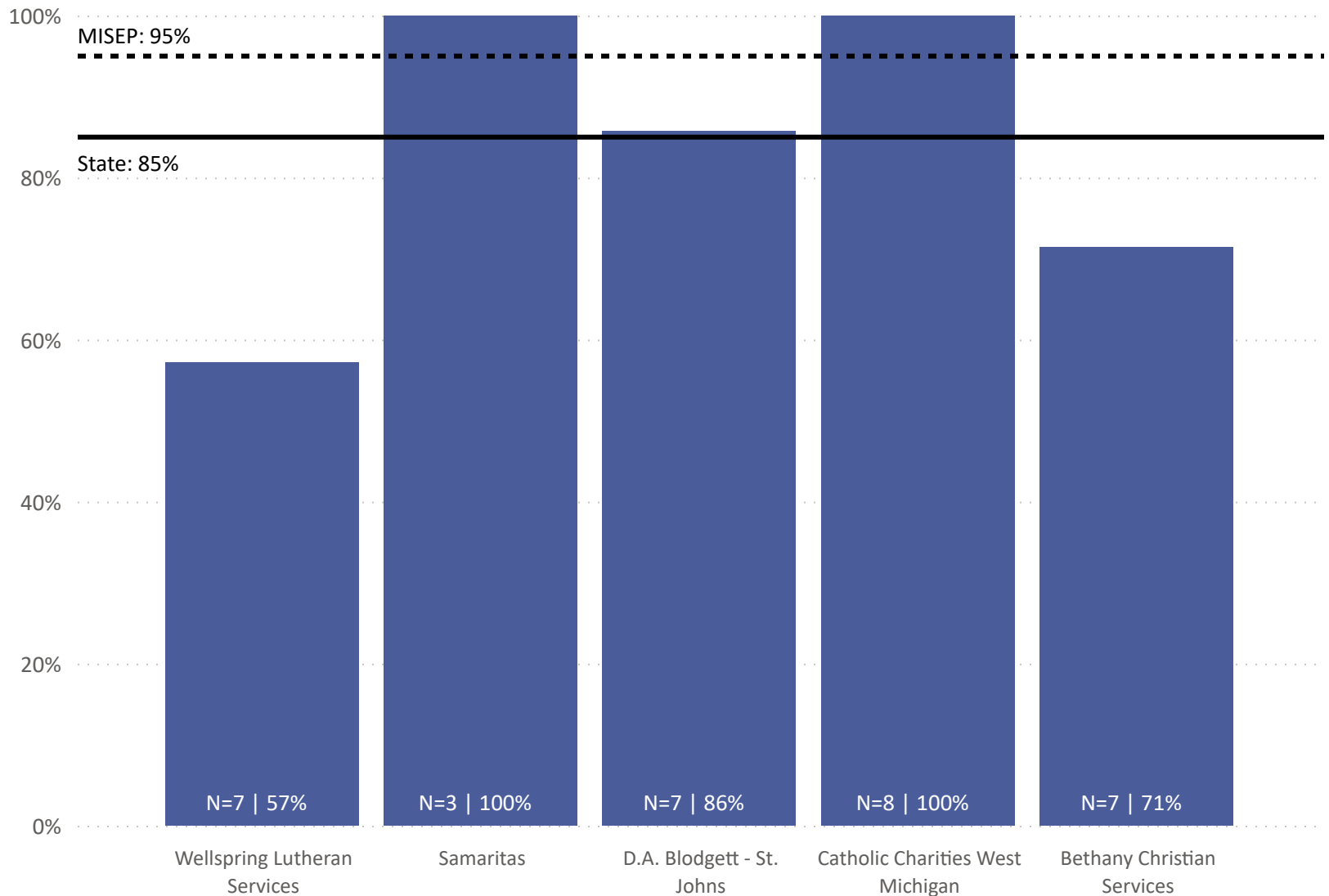
Initial Service Plans

MISEP | Measure Definition: At least 95% of children shall have an initial service plan completed within 30 days of entry into foster care.

WMPC Contract Amendment | Measure Definition: At least 86% of children supervised shall have an initial service plan completed within 30 days of entry into foster care, in accordance with the guidelines in FOM 722-06I Policy by the end of FY2023.

Quarter 4 Performance

81% of children in the WMPC network had an initial service plan completed within 30 days of entry into foster care. DA Blodgett - St. Johns and Samaritas lead the network in timely completion of ISPs, exceeding the benchmark of 95%. The WMPC network average is below the MISEP benchmark and the State average.



WMPC Quarterly Performance Report



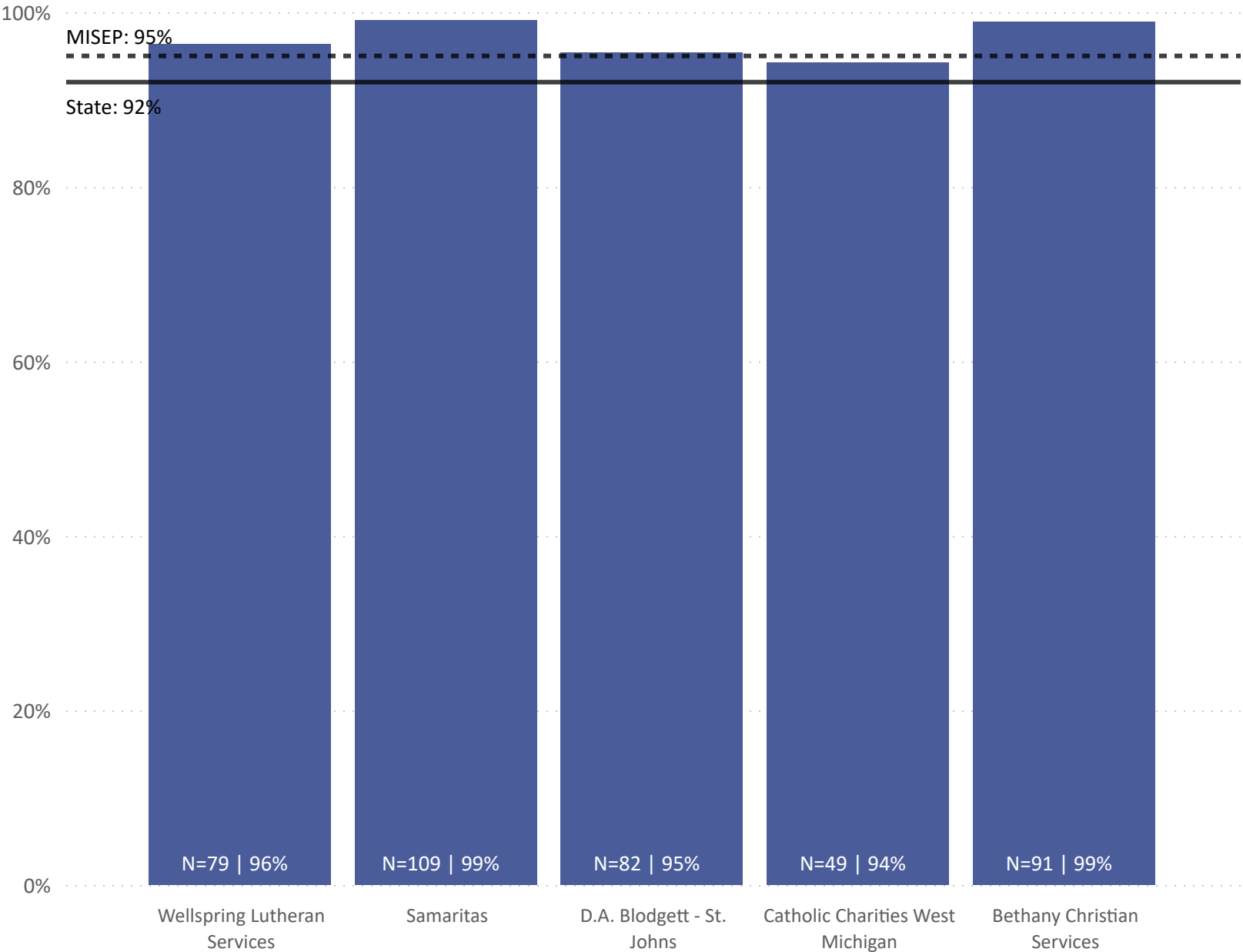
Updated Service Plans

MISEP | Measure Definition: At least 95% of children shall have a service plan updated quarterly.

WMPC Contract Amendment | Measure Definition: At least 92% of children supervised shall have a service plan updated quarterly, in FY23 Q4 accordance with the guidelines in FOM 722-06I Policy by the end of FY2023.

Quarter 4 Performance

96% of children in the WMPC network had a service plan updated quarterly. Four agencies met or exceeded the MISEP benchmark. Samaritas and Bethany Christian Services are the highest performing agencies within the network on this measure surpassing benchmark requirements at 99%. All agencies exceeded the State average.



WMPC Quarterly Performance Report



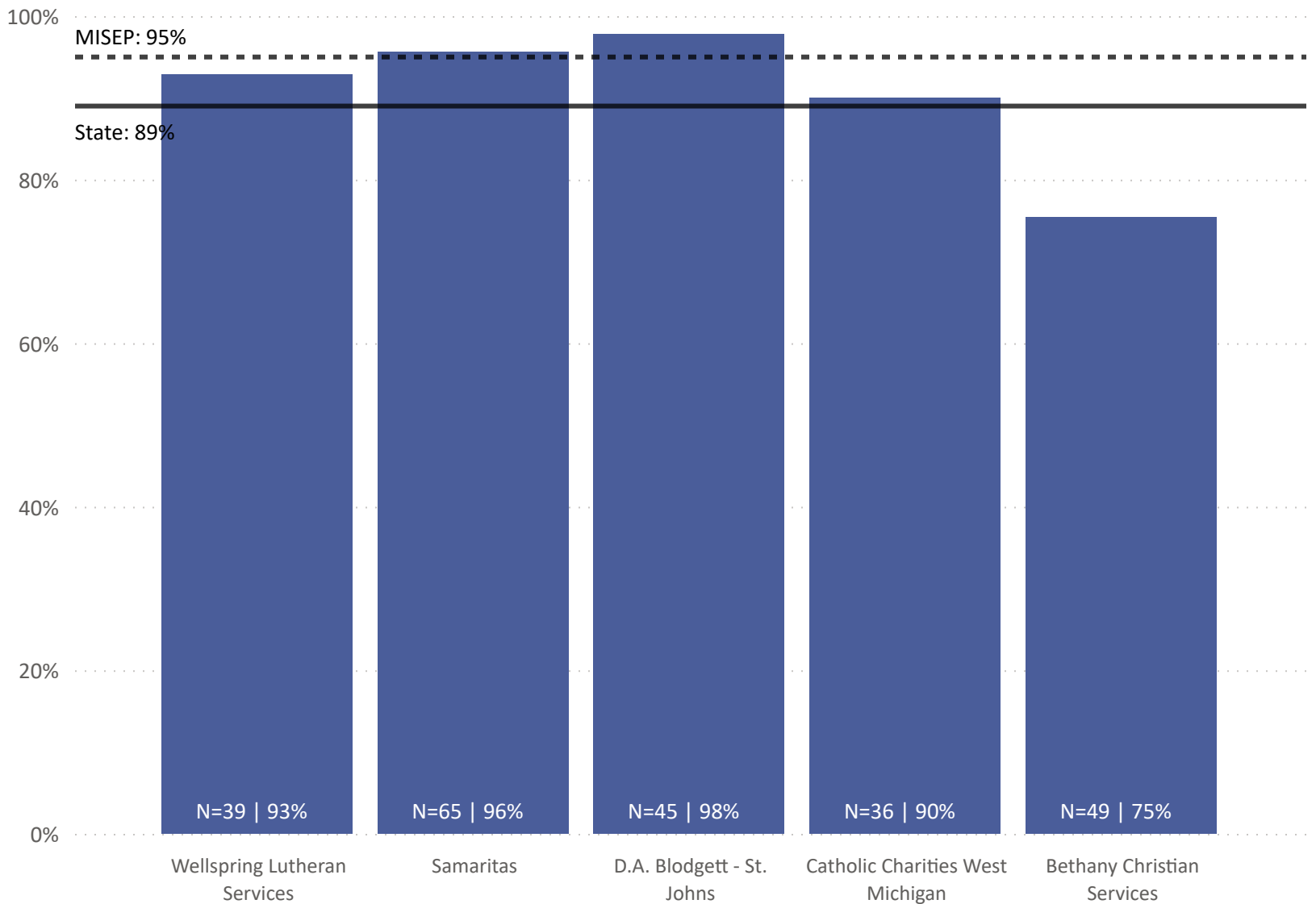
Service Plan Approvals

MISEP | Measure Definition: At least 95% of children shall have a case service plan approved within 14 days of case worker submission to the supervisor for review.

WMPC Contract Amendment | Measure Definition: At least 92% of children supervised shall have a case service plan approved within 14 days of submission to supervisor, in accordance with the guidelines in FOM 722-06I Policy by the end of FY2023.

Quarter 4 Performance

89% of children in the WMPC network had service plans approved timely. D.A. Blodgett - St. Johns and Samaritas are the only agencies within the network that surpassed the benchmark requirements for timely completion of service plan approvals. Only Bethany Christian Services did not meet the State average of 89%.



WMPC Quarterly Performance Report



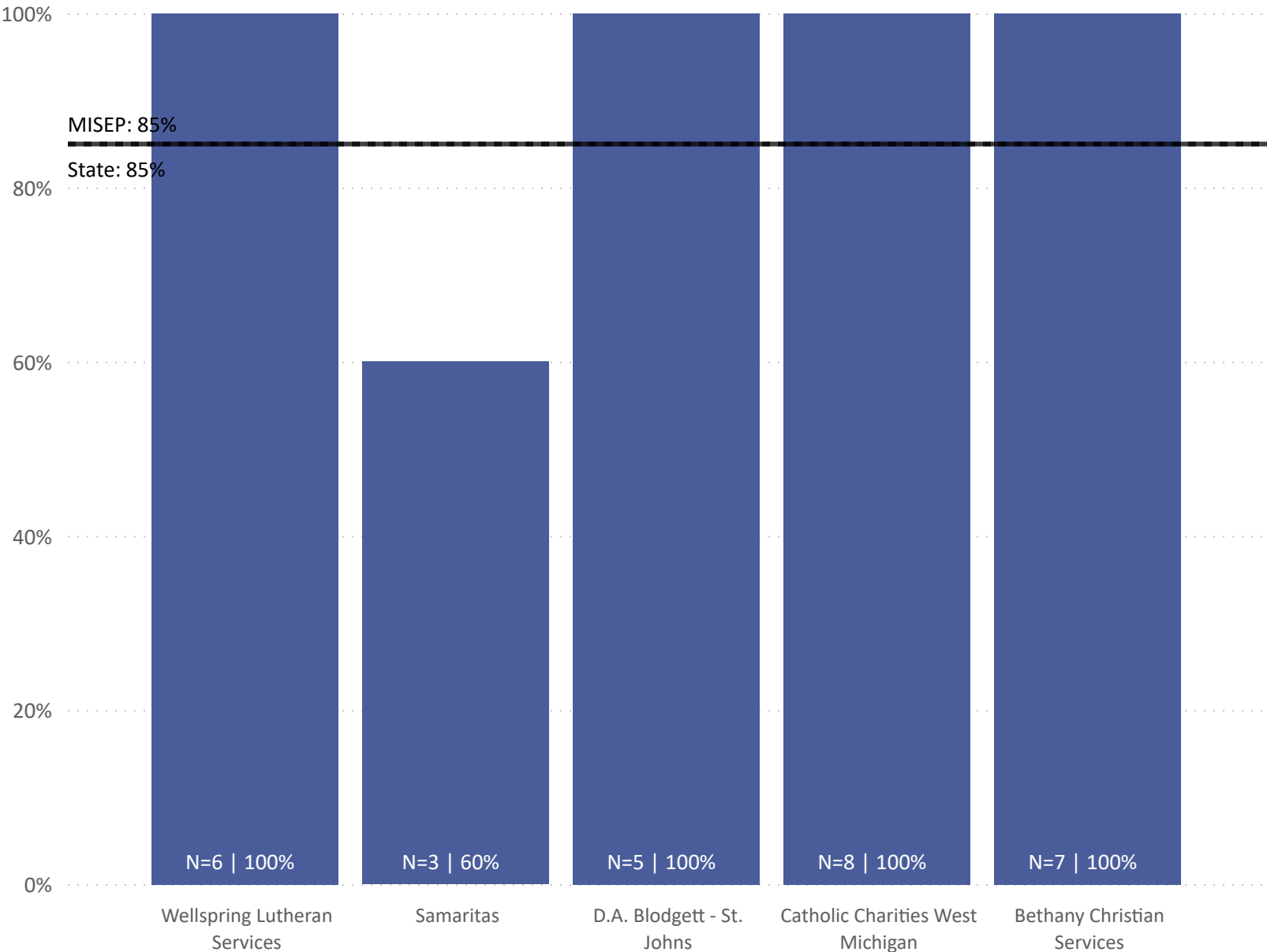
Initial Medical Exams

MISEP | Measure Definition: No fewer than 85% of children will have an initial medical exam within 30 days of removal.

WMPC Contract Amendment | Measure Definition: At least 74% of children supervised shall have an initial medical examination within 30 days of entry into foster care, in accordance with the guidelines in FOM 722-06I Policy by the end of FY2023.

Quarter 4 Performance

94% of children had an initial medical exam within 30 days of removal. Four private agencies in the WMPC network exceeded the benchmark of 85% for the timely completion of initial medical exams as well as State average of 85%. Only Samaritas did not meet either of the targets.



WMPC Quarterly Performance Report



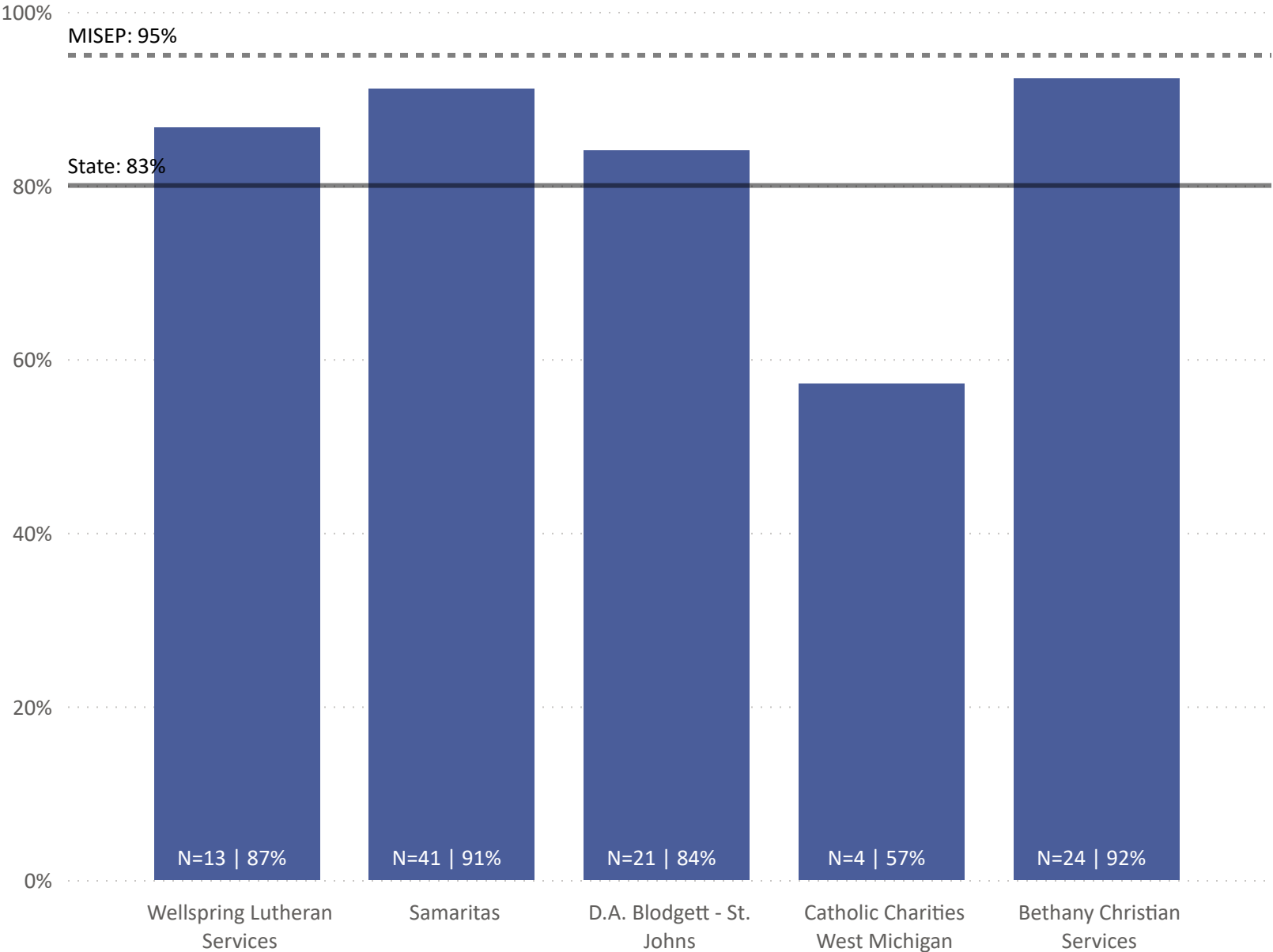
Periodic Medical Exams

MISEP | Measure Definition: Following an initial medical examination, at least 95% of children shall receive periodic medical examinations and screenings.

WMPC Contract Amendment | Measure Definition: At least 86% of children supervised shall have periodic and ongoing medical examinations and screenings according to guidelines set forth by the American Academy of Pediatrics, in accordance with the guidelines in FOM 722-06I Policy by the end of FY2023.

Quarter 4 Performance

87% of children in the WMPC network received a timely periodic medical exam and screening. None of the agencies in the network are meeting the benchmark of 95%. Four of the five network agencies are surpassing the State average for performance of 83%.



WMPC Quarterly Performance Report



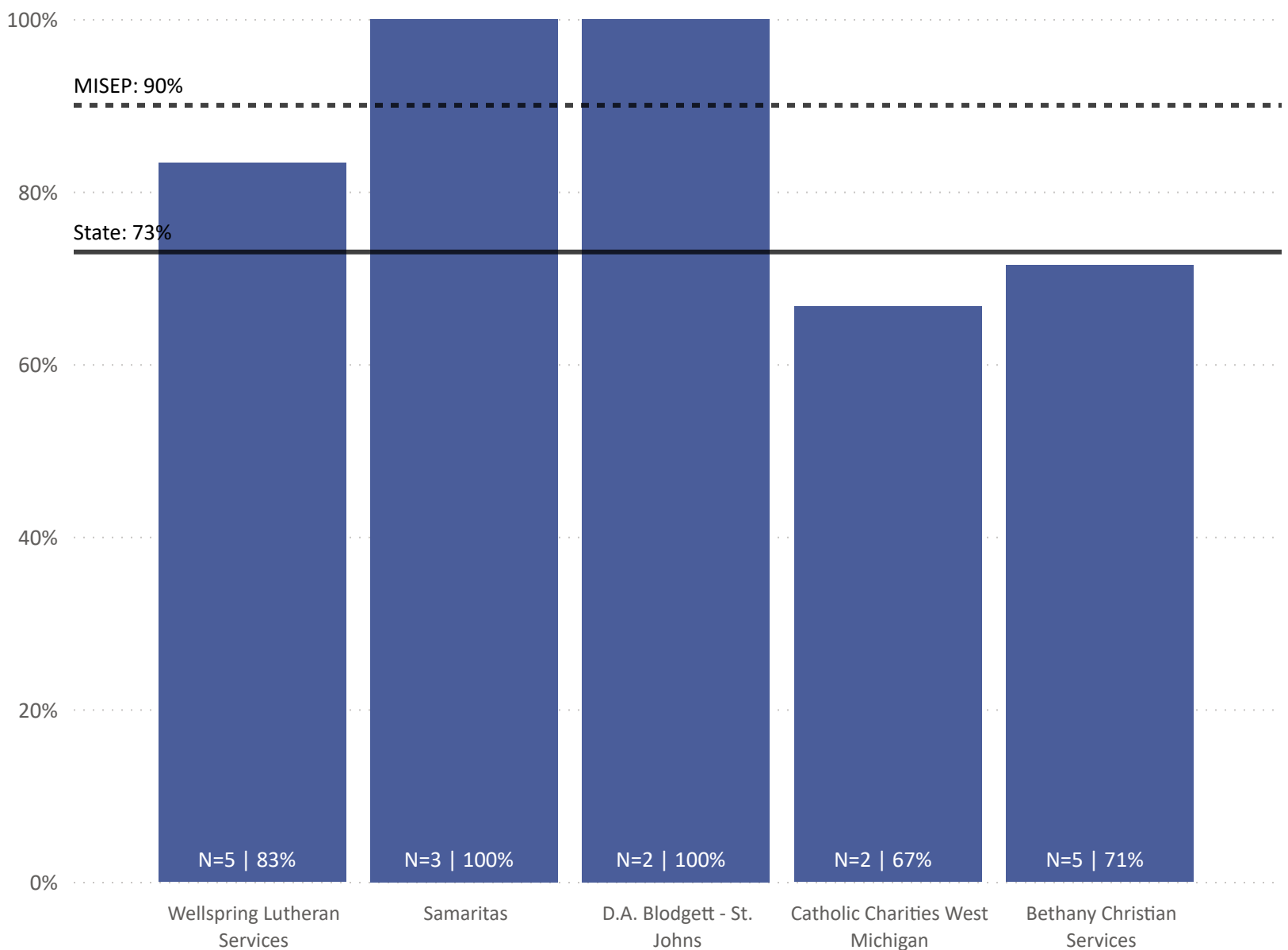
Initial Dental Exams

MISEP | Measure Definition: No fewer than 90% of children shall have an initial dental examination within 90 days of removal unless the child has had an exam within 6 months prior to placement or the child is less than one years of age.

WMPC Contract Amendment | Measure Definition: At least 79% of children shall have an initial dental examination completed within 90 days of entry into foster care, in accordance with the guidelines in FOM 722-06I Policy by the end of FY2023.

Quarter 4 Performance

81% of children in the WMPC network had an initial dental exam as required by MISEP. D.A. Blodgett - St. Johns and Samaritas are exceeding the benchmark performance of 90%. The WMPC Network out performed the State average for this measure.



Source: MiSACWIS Inview KC-2604 CFC Medical and Dental Exam Timeliness by Agency, Accessed 10/2023; State Performance: CSA Monthly Management Report, September 2023, Prior 3 Months

WMPC Quarterly Performance Report



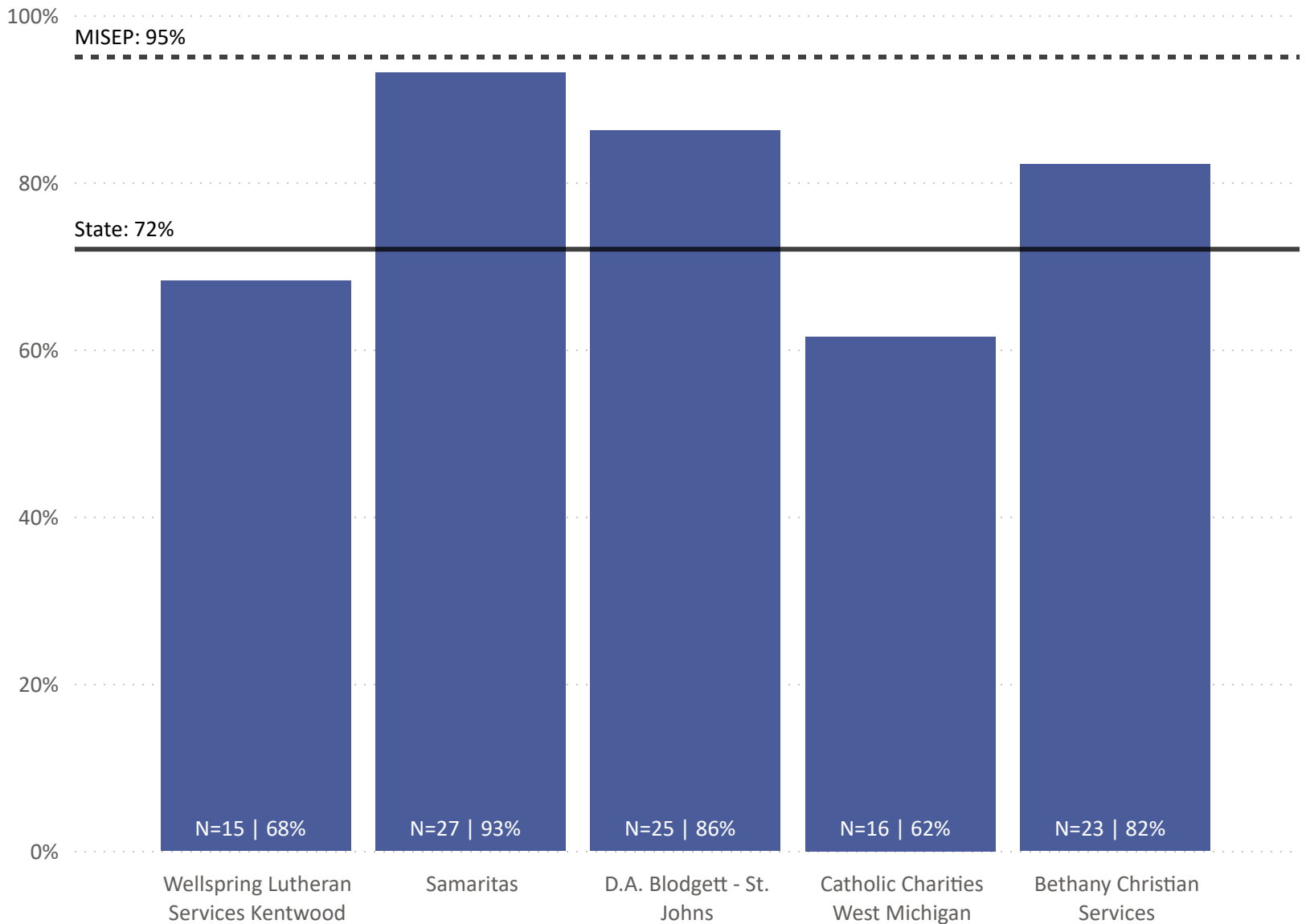
Periodic Dental Exams

MISEP | Measure Definition: Following an initial medical examination, at least 95% of children shall receive periodic medical examinations and screenings.

WMPC Contract Amendment | Measure Definition: At least 79% of children supervised shall receive periodic and ongoing dental examinations and screenings according to the guidelines set forth by the American Academy of Pediatrics, in accordance with the guidelines in FOM 722-06I Policy by the end of FY2023.

Quarter 4 Performance

79% of children in the WMPC network had an initial dental exam as required by MISEP. No agency in the network met the benchmark of 95%. The WMPC network out performed the State. Three agencies exceeded the State average of 72%.



WMPC Quarterly Performance Report

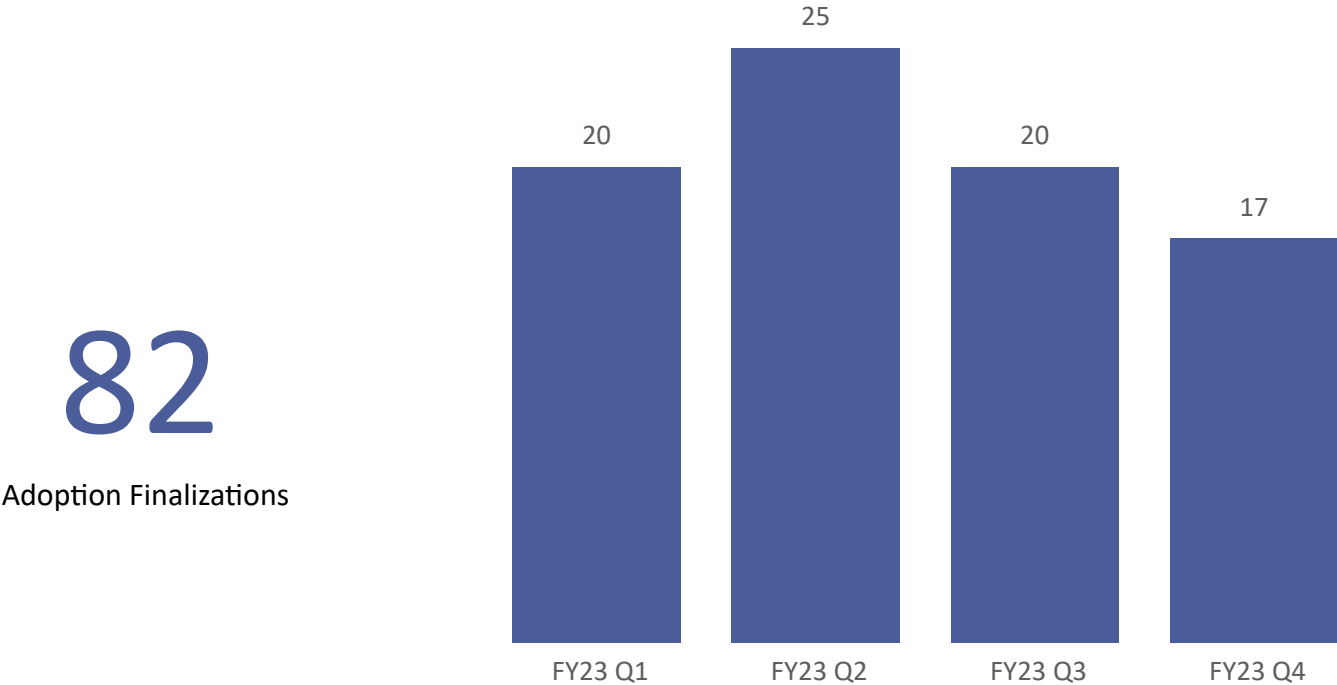


Adoption Finalizations

MISEP | Measure Definition: By September 30 of the previous fiscal year, at least 80% of the number of children with a goal of adoption and have legal status of 44, 94, or sometimes 40, who were legally free for adoption on September 30 of the previous fiscal year, shall have adoptions finalized.

Q4 Performance

The network finalized 17 adoptions in the fourth quarter and 82 year-to-date which is 70% of the network's annual goal of 117.



FY2023 Q4

Source: Children Available for Adoption: Mindshare Active Child List. Accessed 7/24/2023.
alized Adoptions: KC-3108 Adoption Finalization By Agency April - June 2023, accessed 7/24/2023

WMPC Quarterly Performance Report



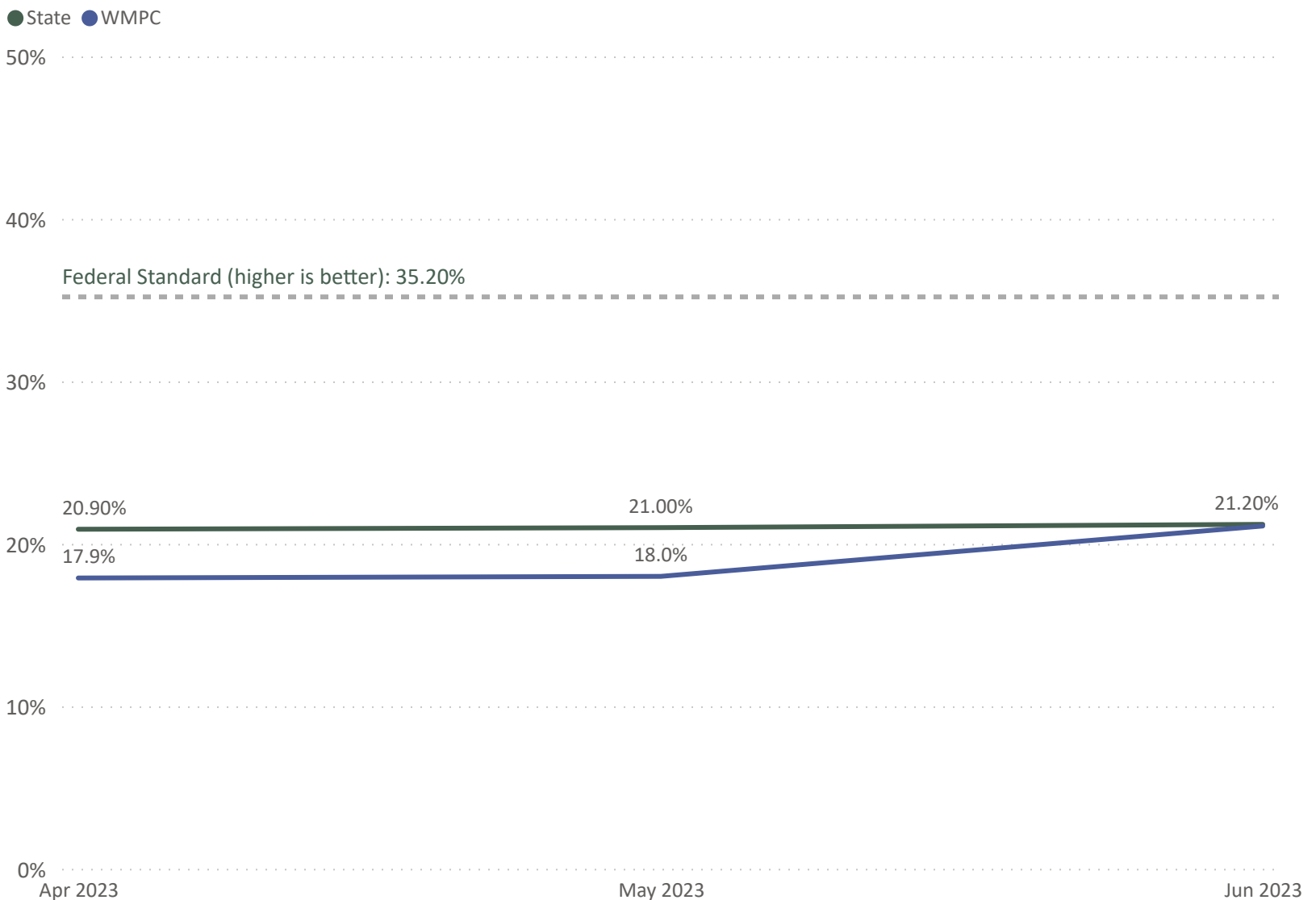
Permanency in 12 months

Federal | Measure Definition: Of all children who enter foster care in a 12-month period, the percentage who are discharged to permanency within 12 months of entering foster care should be at least 35.2%. This percent is the federal standard. Children who are discharged to permanency must not re-enter foster care for the following 12 months to be counted in this measure. **Higher is better for this measure. Note: the most recent performance for this measure is March 2021 as children must remain discharged from foster care for 12 months to be counted.**

WMPC Contract Amendment | Measure Definition: At least 24% of children shall achieve permanency with 12 months for children entering foster care by the end of FY2023. The FY2023 goal is 24%, which is an 3% increase from FY2022.

Current Performance

For the most recent cohort, 21.2% of children achieved permanency, which did not meet the Federal goal of 35.2% or WMPC contract requirement of 24%. The WMPC network has remained below the federal standard but has met the State's performance in FY23 Q4.



FY2023 Q4

Source: NCANDS entry cohorts April 2021 - March 2021, prepared by MDHHS
DTMB, generated October 2023

WMPC Quarterly Performance Report



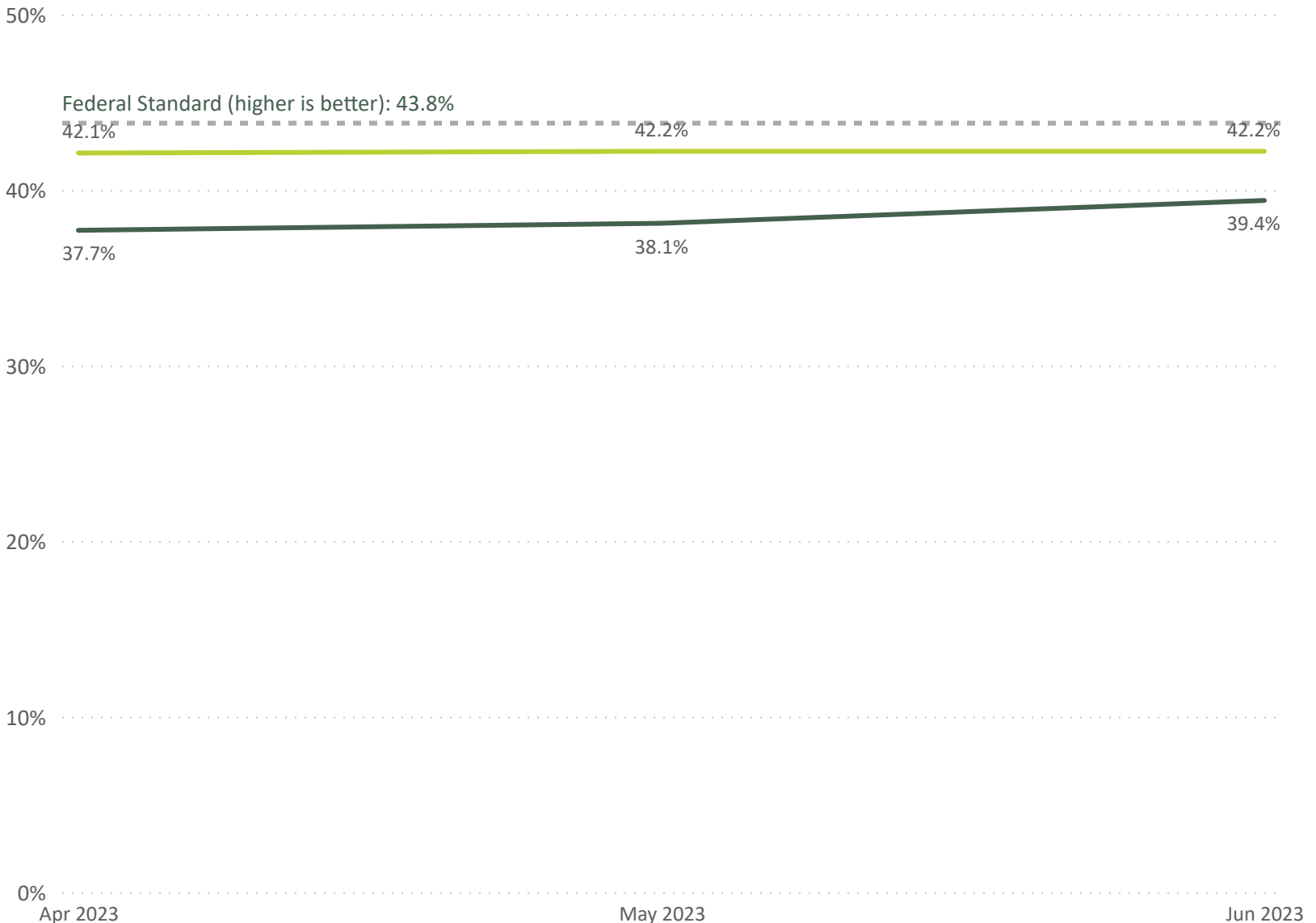
Permanency in 12 months for children in care 12-23 months

Federal | Measure Definition: Of all children in care on the first day of a 12-month period who had been in care between 12 and 23 months, the percentage who are discharged to permanency within 12 months of the first day should be at least 43.8%. This percent is the federal standard. **Higher is better for this measure. Note: the most recent performance for this measure is April 2022 as children must remain discharged from foster care for 12 months to be counted.**

Current Performance

WMPC is not meeting the Federal standard for children in care between 12-23 months achieving permanency in 12 months. The network has been below the State performance since the January cohort, but is trending upwards. Performance is under the Federal standard.

● WMPC ● State



FY2023 Q4

Source: NCANDS entry cohorts April 2020 - March 2021, prepared by MDHHS
DTMB, generated October 2023

WMPC Quarterly Performance Report

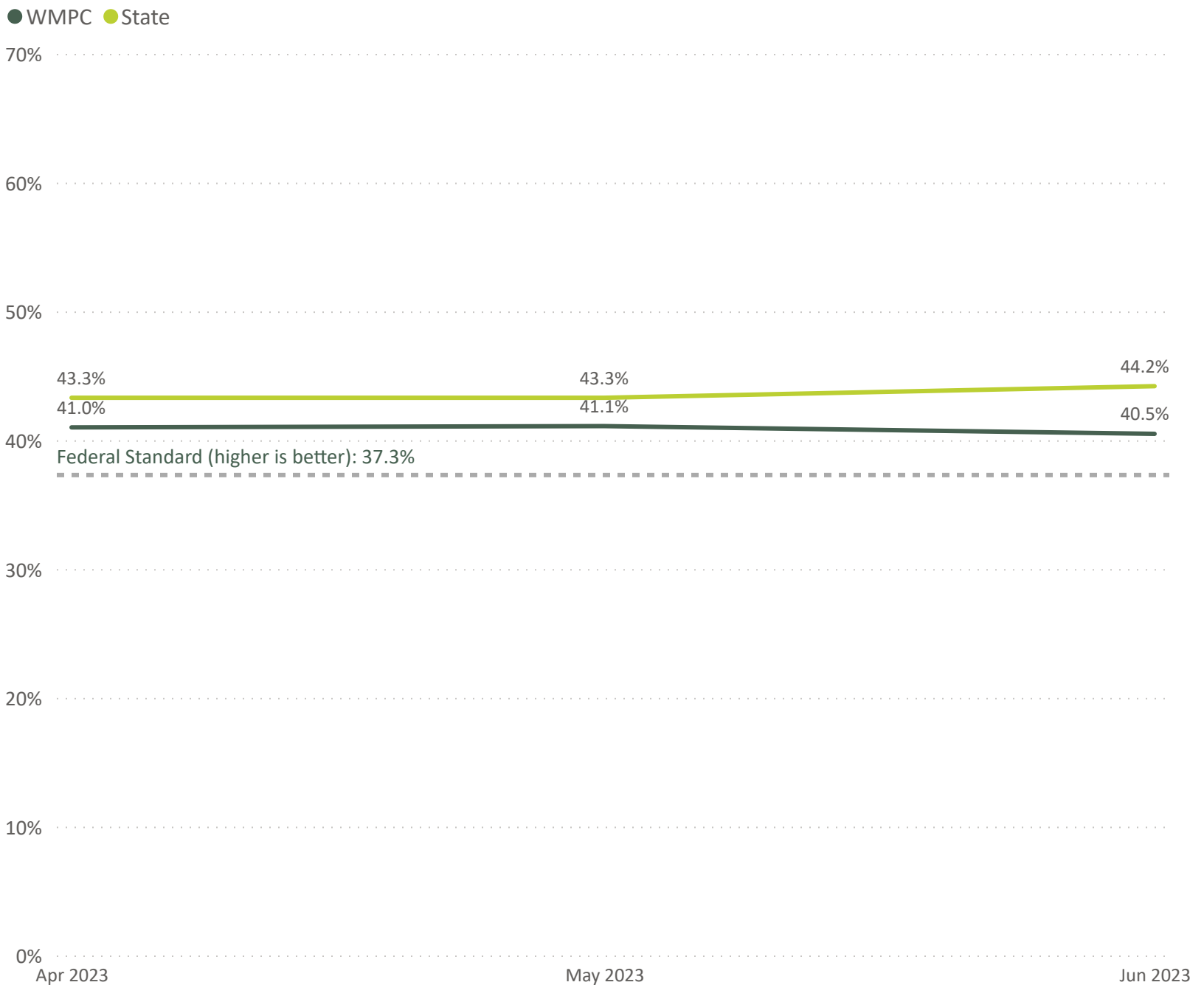


Permanency in 12 months for children in care 24+ months

Federal | Measure Definition: Of all children in foster care on the first day of a 12-month period who had been in foster care for 24 months or more, the percentage who are discharged to permanency within 12 months of the first day should be at least 37.3%. This percent is the federal standard. **Higher is better for this measure. Note: the most recent performance for this measure is April 2022 as children must remain discharged from foster care for 12 months to be counted.**

Current Performance

The WMPC network has met the Federal benchmark but is slightly below the State average.



FY2023 Q4

Source: NCANDS entry cohorts April 2020 - March 2021, prepared by MDHHS
DTMB, generated October 2023

WMPC Quarterly Performance Report



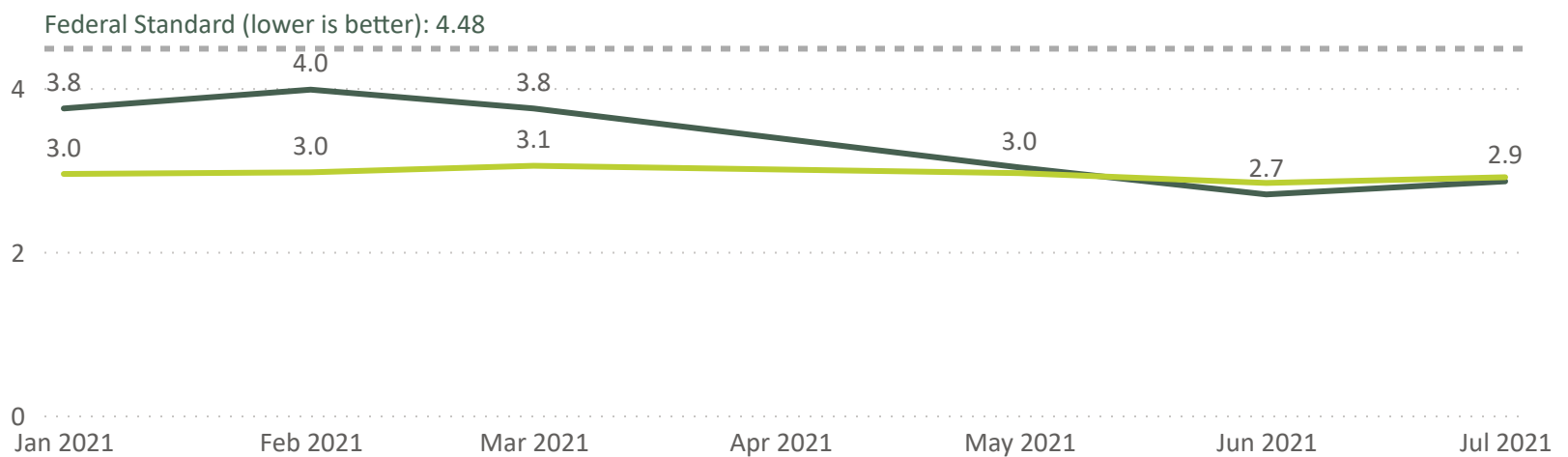
Placement Stability

Federal | Measure Definition: Of all children who entered care in a 12-month period, the rate of placement moves per 1,000 days of foster care should be at most 4.48. This rate is the Federal standard. **Lower is better for this measure.**

Current Performance

WMPC consistently outperforms the Federal standard for this measure and is exceeding the national standard of being below 4.48. However, WMPC's current placement moves of 2.86 per 1,000 days in care is below the State's performance. Indeed for the first time, WMPC outperforms the Federal and State benchmarks on this measure in FY23 Q4.

● WMPC ● State



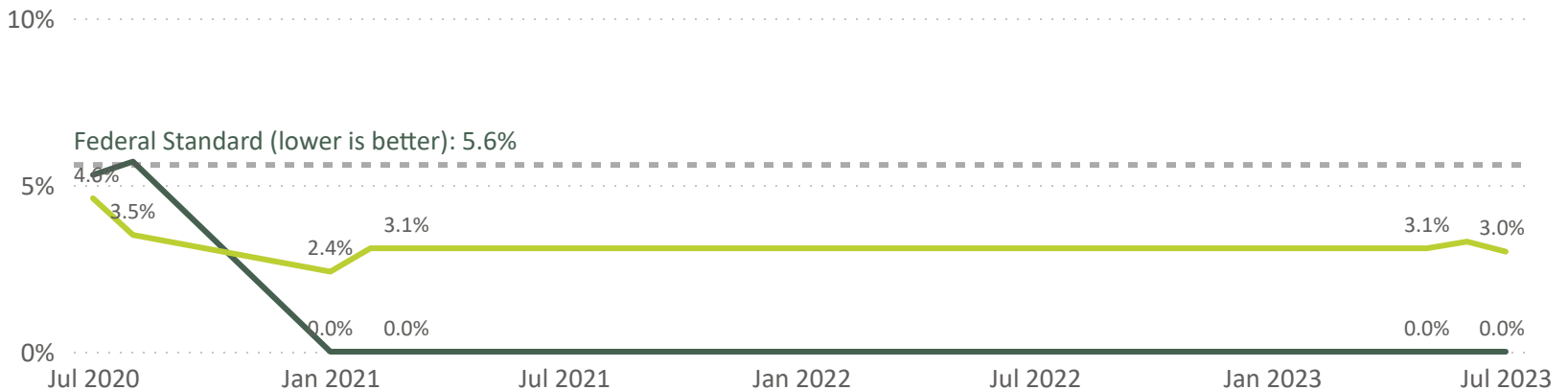
Re-entry into foster care within 12 months

Federal | Measure Definition: Of all children who enter care in a 12-month period, who discharged within 12 months to reunification, living with relative, or guardianship, the percent who re-enter care within 12 months of their discharge should be at most 5.6%. This percent is the Federal standard. **Lower is better for this measure.**

Current Performance

WMPC met this measure's goal. The network consistently outperforming the State and the Federal standard for this measure, with no children re-entering foster care within 12 months of being discharged from care.

● WMPC ● State



FY2023 Q4

Source: NCANDS entry cohorts April 2020 - March 2021, prepared by MDHHS
DTMB, generated October 2023

WMPC Quarterly Performance Report



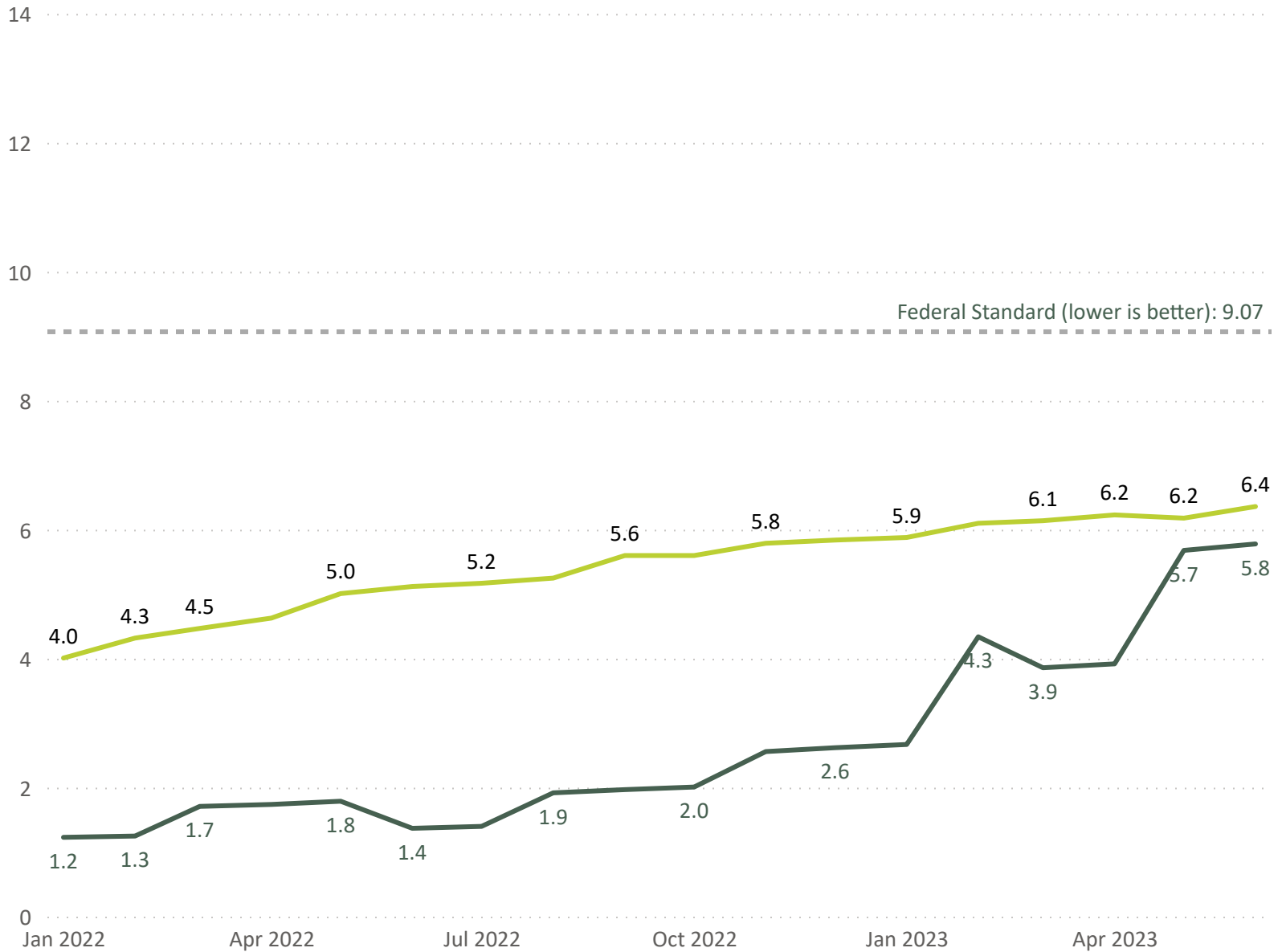
Maltreatment In Care

Federal | Measure Definition: Of all children in foster care during a 12-month period, the rate of victimization per 100,000 days of foster care should be at most 9.07. This rate is the federal standard. **Lower is better for this measure.**

Current Performance

The WMPC network has met the Federal standard and has out performed the state's average. The most recent maltreatment in care rate of 5.8 per 100,000 days in foster care is well below the federal standard, however, there has been a notable increase in over the past three cohorts.

● State ● WMPC



FY2023 Q4

Source: NCANDS entry cohorts April 2021 - March 2022, prepared by MDHHS DTMB, generated on October 2023.

WMPC Quarterly Performance Report

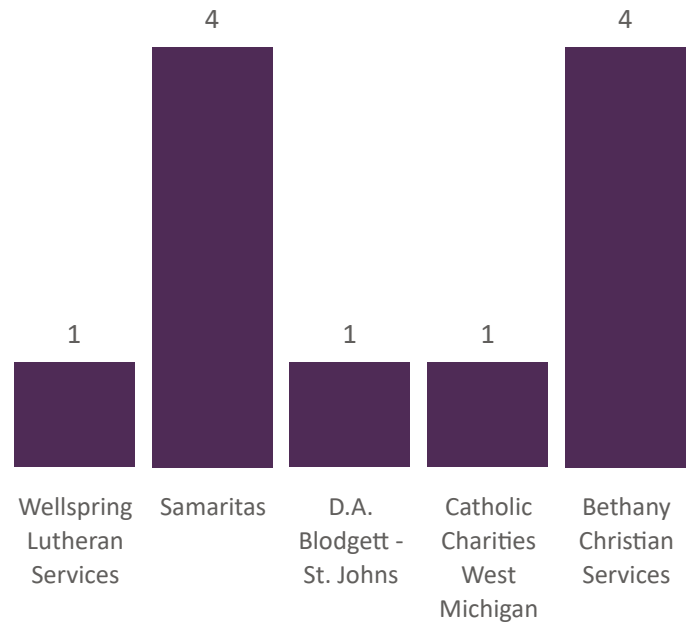


Licensed Unrelated Foster Homes

WMPC Contract | Measure Definition: The WMPC network will license the number of licensed unrelated foster homes required to meet or exceed their benchmark for total number of licensed homes. This measure is determined for each agency by the MDHHS Children's Services Administration's Adoption and Foster Parent Recruitment and Retention (AFPRR) licensing calculator. The WMPC network has a goal of licensing 78 new non-relative foster homes in FY2023.

Quarter 4 Performance

The WMPC Network licensed 52 unrelated foster homes in FY2023. This is short of the goal of licensing 78 new non-relative homes in 2023. In Q4, only 11 unrelated foster homes were licensed.



Licensed Relative Foster Homes

WMPC Contract | Measure Definition: The number of new relatives successfully completing the licensing process will increase by 10% each fiscal year. The baseline measure was established in FY2019 of 41 licensed relatives. The FY2023 goal was to license 61 relatives. Note: this does not include relatives in the process of reevaluations to maintain their foster home license. It only includes new licenses.

Quarter 4 Performance

The WMPC network has licensed 5 relative homes in FY2023. This is well below the target of licensing 61 relative homes. In FY2023 Q4, only one relative foster home was licensed.



FY2023 Q4

Source: Licensed Homes: Kent County AFPRR Licensing Calculator (September 2023); Relative Licenses: Mindshare Agency Homes Table; accessed October 2023.

WMPC Quarterly Performance Report

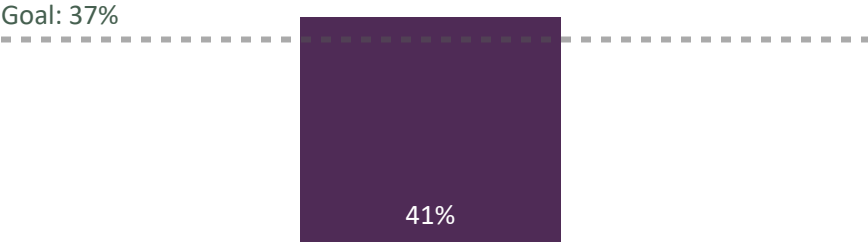


Relative Placements

WMPC Contract | Measure Definition: The WMPC network will increase the percentage of days children placed in relative care by 6% from FY2022 OR at least 37% of all children served by the WMPC network are in relative care each year.

Quarter 4 Performance

Children in WMPC's care spent 41% of FY2023 Q4's total days in licensed/unlicensed relative homes. This exceeds the contractual target of 37%.

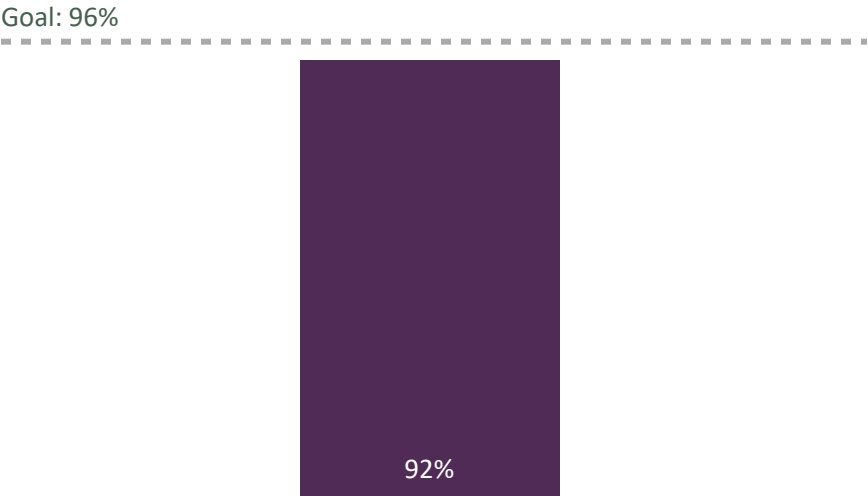


Community Placements

WMPC Contract | Measure Definition: The percentage of days children placed in community-based foster care in the most family-like setting will meet or exceed 96% or should increase by 3% from the previous year. Children spent 93% of their days in community placements in FY2022, so the FY2023 goal is at least 96%.

Quarter 4 Performance

The WMPC network average number of days spent in community placements is currently at 92%, which does not meet the contractual standard of 96%.



Source: Mindshare Placements Dashboard, accessed October 2023.

WMPC Quarterly Performance Report

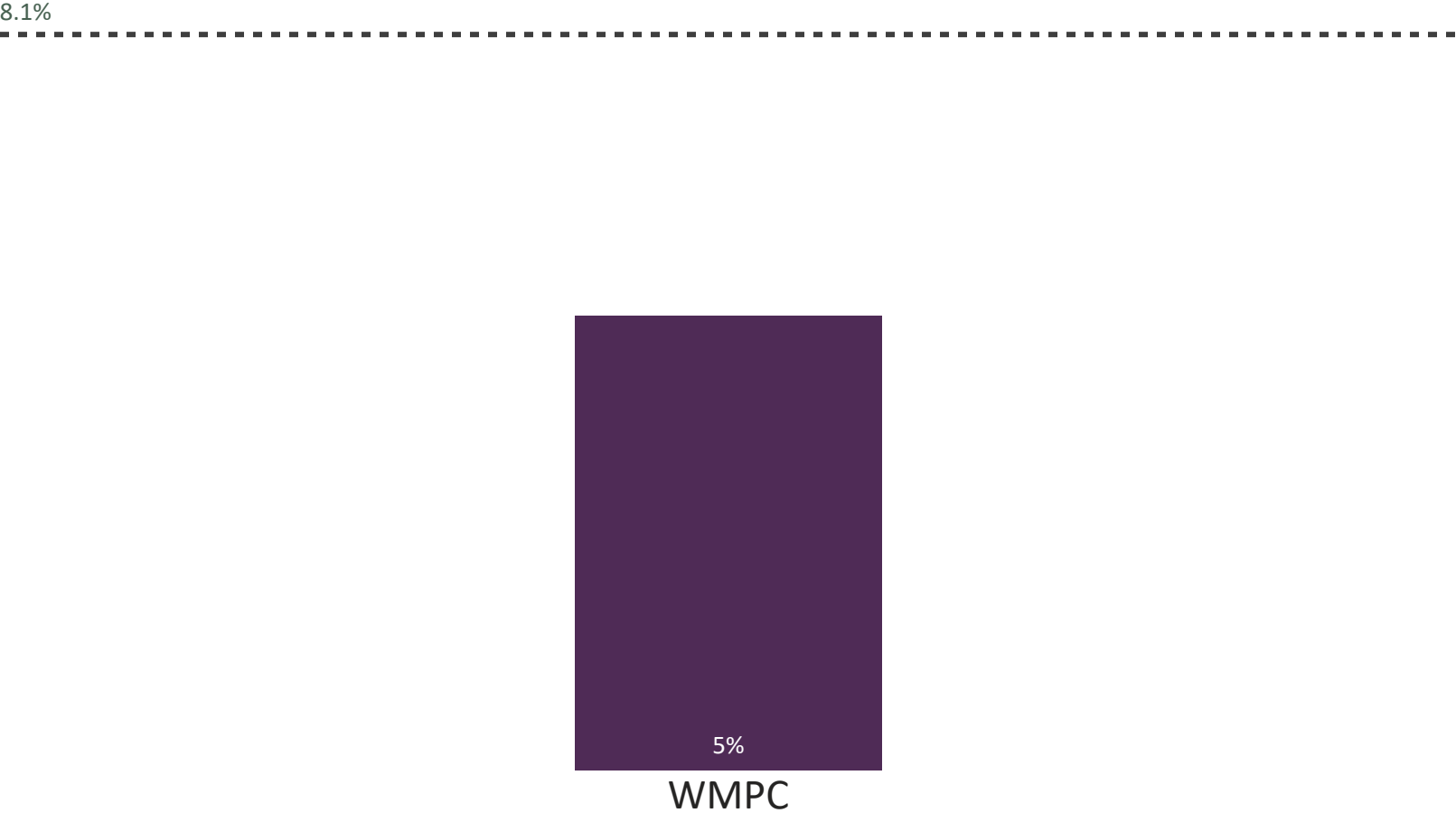


Percentage of Foster Care Population in Residential Care

WMPC Contract | Measure Definition: The WMPC network will decrease the percentage of children in residential placements each quarter. Quarterly targets are calculated by decreasing the previous fiscal year and quarterly performance by 3% of the total foster care population in residential care for each foster care agency in the network. For example, a 3% change for 15% would be 0.45% and would result in a 14.6% quarterly target. **Performance below the benchmark is better for this measure as the goal is to decrease the percentage of youth in residential placements each quarter.**

Quarter 4 Performance

Five percent of WMPC's foster care population were placed in residential care in FY2023 Q4, which meets the contractual requirement of being below 8.1%. The network consistently met the contractual requirements in FY2023 Q4.



FY2023 Q4

WMPC Quarterly Performance Report



Average Days in Residential Care

WMPC Contract | Measure Description: The WMPC Network will reduce the average days children spend in residential placements each quarter. Quarterly targets are calculated by decreasing the previous fiscal year and quarterly performance by 3% of the total average days in residential care.

Quarter 4 Performance

The average number of days children spent in residential placements for the Network in Quarter 4 was 55 days, which is under the benchmark of 71 days. WMPC network met this measure.

Benchmark: 71

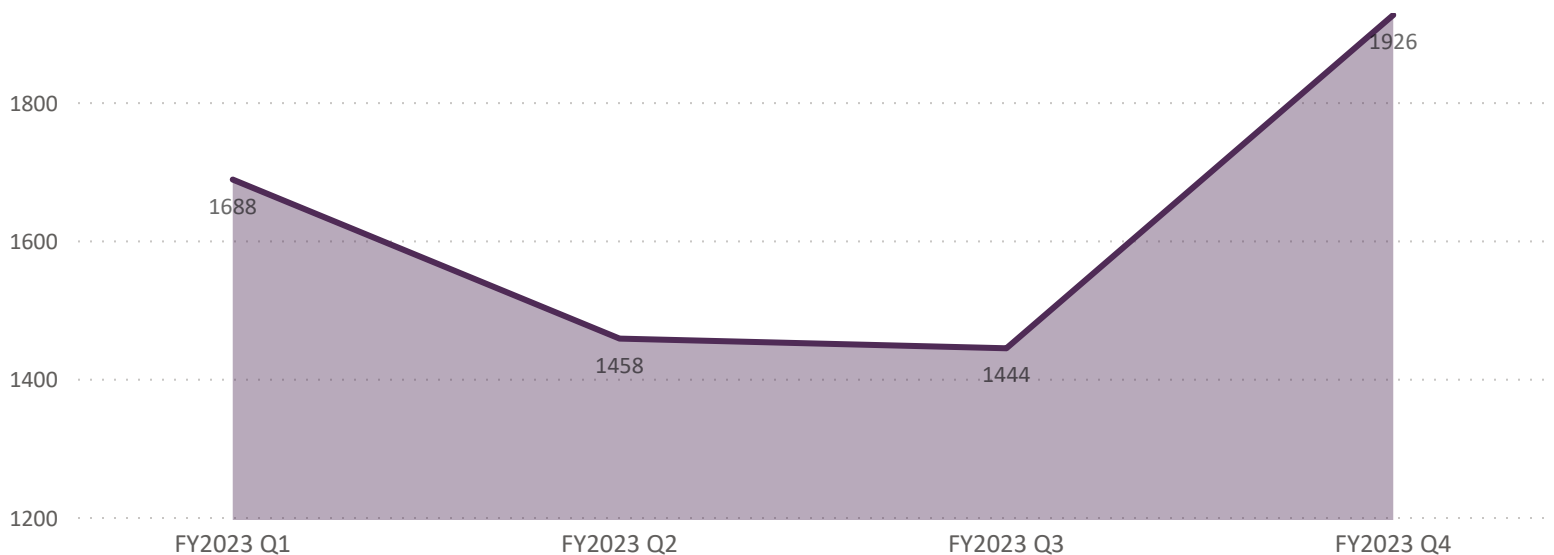


Total Days in Residential Placements

WMPC Contract | Measure Description: The total number of days children placed in residential care will reduce by 32% from FY2019 (24,109 days) by the end of FY2023, with the goal to be at or below 26,753 days at the end of the fiscal year. This includes an incremental a reduction of 8% (22,109 total days) in FY2020, 16% (19,916 total days) in FY2021, 24% (26,205 total days) in FY2022, 32% (16,394 total days) in FY2023.

Quarter 4 Performance

WMPC children spent 1,926 days in residential placements in Quarter 4. Based on this performance and that of the last 3 quarters, WMPC met the fiscal year target of decreasing by 8% and remaining below 16,394 total days in residential placements for the entire fiscal year, although we see an upward increment from FY2023 Q4.



FY2023 Q4